

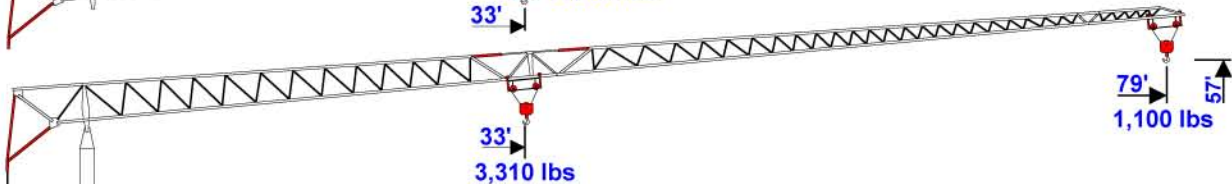

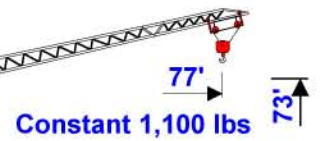
benazzato

Self-Erecting Crane

102-SC

Self-Contained

57' - 79' - 1,100 lbs



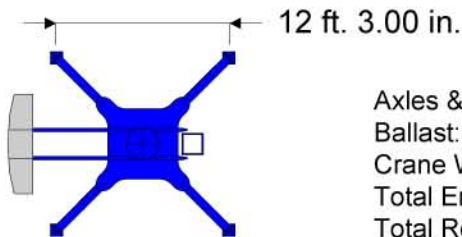
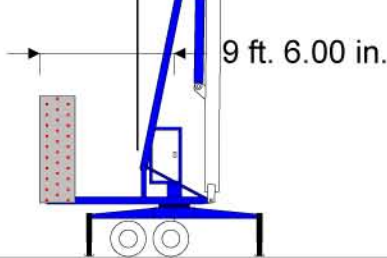
Self-Contained

Electric, Hydraulic Or Air Brakes

Goose Neck, 5th Wheel Or Pintle Hitch

Power Requirements

240V, Single Phase



Axles & Hitch: 4,000 lbs
Ballast: 11,025 lbs
Crane Weight: 11,500 lbs
Total Erected Weight: 26,525 lbs
Total Road Weight: 26,525 lbs



Hook Radius	ft.	33	36	39	43	46	49	52	59	66	72	79
meters		10	11	11.9	13.0	14.0	15.0	16.0	18.0	20.0	22.0	24.0
Max lbs.		3,308	2,922	2,646	2,359	2,150	1,973	1,819	1,577	1,389	1,235	1,103
Cap. tonnes		1.50	1.33	1.20	1.07	0.98	0.90	0.83	0.72	0.63	0.56	0.50