

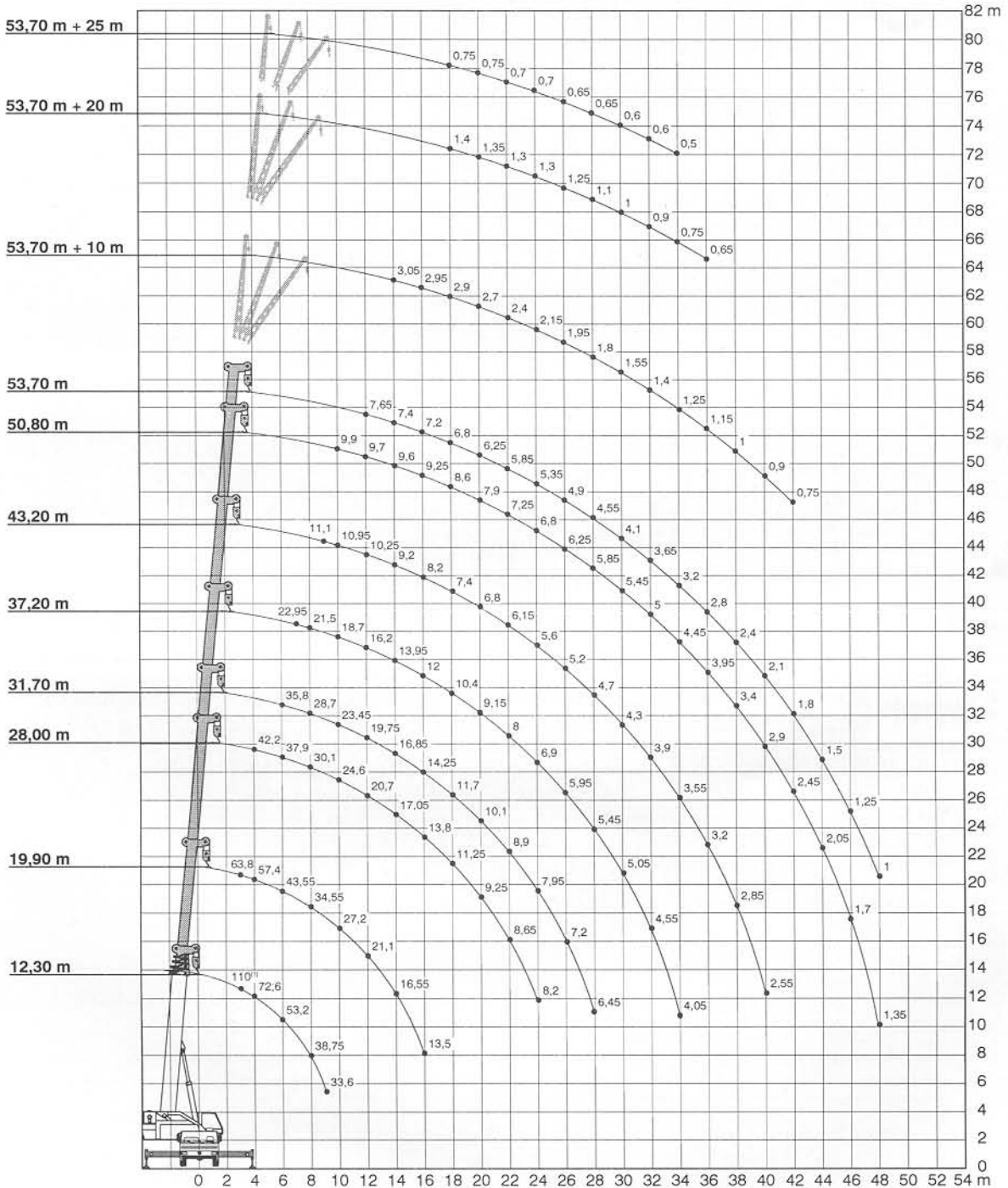
ATT 1354

Charges, hauteurs et portées

85% Lifting capacities, heights and radius

Traglasten / Hubhöhen

Cargas, alturas y alcances



TEREX CRANES

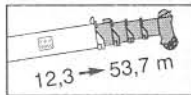
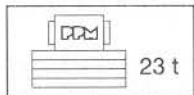


ATT 1354
85%

Flèche principale - Main boom Hauptausleger - Pluma principal

FLECHE ENTIEREMENT TELESCOPIQUE DE 12,3 m A 53,7 m - FULLY TELESCOPIC BOOM FROM 12.3 m TO 53.7 m

VOLL HYDRAULISCHER AUSLEGER VON 12,3 m BIS 53,7 m - PLUMA TELESCOPICA DE 12,3 M A 53,7 M



| | | FLECHE ENTIEREMENT TELESCOPIQUE DE 12 m A 53,7 m - FULLY TELESCOPIC BOOM FROM 12 m TO 53,7 m VOLL HYDRAULISCHER AUSLEGER VON 12 m BIS 53,7 m - PLUMA TELESCOPICA DE 12 M A 53,7 M | | | | | | | | | | | | | | |
|----|--|--|---------|---------|--------|-------|-------|--------|--------|--------|-------|--------|--------|----|-----|----|
| | | 12,32 ⁽¹⁾ m | 12,32 m | 16,15 m | 19,9 m | 24 m | 28 m | 31,7 m | 37,2 m | 43,2 m | 47 m | 50,8 m | 53,7 m | | | |
| | | | | | | | | | | | | | | | | |
| 3 | | 110,00 | 87,20 | 65,20 | 63,80 | | | | | | | | | 3 | | |
| 4 | | 83,25 | 72,60 | 62,75 | 57,40 | 41,45 | 42,20 | | | | | | | 4 | | |
| 5 | | 65,40 | 61,65 | 59,60 | 49,80 | 40,85 | 41,30 | | | | | | | 5 | | |
| 6 | | 53,50 | 53,20 | 52,00 | 43,55 | 39,75 | 37,90 | 35,80 | | | | | | 6 | | |
| 7 | | 45,05 | 45,20 | 43,80 | 38,75 | 35,85 | 33,75 | 31,90 | 22,95 | | | | | 7 | | |
| 8 | | 38,65 | 38,75 | 37,25 | 34,55 | 31,90 | 30,10 | 28,70 | 21,50 | | | | | 8 | | |
| 9 | | 33,70 | 33,60 | 32,15 | 31,10 | 29,00 | 27,10 | 25,85 | 19,95 | 11,10 | | | | 9 | | |
| 10 | | | | 28,10 | 27,20 | 26,10 | 24,60 | 23,45 | 18,70 | 10,95 | 10,05 | 9,90 | | 10 | | |
| 12 | | | | 22,00 | 21,10 | 21,30 | 20,70 | 19,75 | 16,20 | 10,25 | 9,80 | 9,70 | 7,65 | 12 | | |
| 14 | | | | | 16,55 | 16,95 | 17,05 | 16,85 | 13,95 | 9,20 | 9,50 | 9,60 | 7,40 | 14 | | |
| 16 | | | | | 13,50 | 13,70 | 13,80 | 14,25 | 12,00 | 8,20 | 8,70 | 9,25 | 7,20 | 16 | | |
| 18 | | | | | | 11,15 | 11,25 | 11,70 | 10,40 | 7,40 | 7,90 | 8,60 | 6,80 | 18 | | |
| 20 | | | | | | 9,10 | 9,25 | 10,10 | 9,15 | 6,80 | 7,20 | 7,90 | 6,25 | 20 | | |
| 22 | | | | | | | 8,65 | 8,90 | 8,00 | 6,15 | 6,55 | 7,25 | 5,85 | 22 | | |
| 24 | | | | | | | 8,20 | 7,95 | 6,90 | 5,60 | 6,10 | 6,80 | 5,35 | 24 | | |
| 26 | | | | | | | | 7,20 | 5,95 | 5,20 | 5,65 | 6,25 | 4,90 | 26 | | |
| 28 | | | | | | | | 6,45 | 5,45 | 4,70 | 5,15 | 5,85 | 4,55 | 28 | | |
| 30 | | | | | | | | | 5,05 | 4,30 | 4,55 | 5,45 | 4,10 | 30 | | |
| 32 | | | | | | | | | 4,55 | 3,90 | 4,00 | 5,00 | 3,65 | 32 | | |
| 34 | | | | | | | | | 4,05 | 3,55 | 3,60 | 4,45 | 3,20 | 34 | | |
| 36 | | | | | | | | | | 3,20 | 3,10 | 3,95 | 2,80 | 36 | | |
| 38 | | | | | | | | | | 2,85 | 2,75 | 3,40 | 2,40 | 38 | | |
| 40 | | | | | | | | | | 2,55 | 2,40 | 2,90 | 2,10 | 40 | | |
| 42 | | | | | | | | | | | 2,10 | 2,45 | 1,80 | 42 | | |
| 44 | | | | | | | | | | | 1,75 | 2,05 | 1,50 | 44 | | |
| 46 | | | | | | | | | | | | 1,70 | 1,25 | 46 | | |
| 48 | | | | | | | | | | | | 1,35 | 1,00 | 48 | | |
| T2 | | 0 | 0 | 47 | 93 | 93 | 93 | 0 | 93 | 0 | 100 | 0 | 47 | 93 | 100 | T2 |
| T3 | | 0 | 0 | 0 | 0 | 47 | 93 | 47 | 93 | 93 | 100 | 93 | 93 | 93 | 100 | T3 |
| T4 | | 0 | 0 | 0 | 0 | 0 | 0 | 47 | 47 | 47 | 100 | 70 | 93 | 93 | 100 | T4 |
| T5 | | 0 | 0 | 0 | 0 | 0 | 0 | 47 | 0 | 47 | 0 | 70 | 93 | 93 | 100 | T5 |
| T6 | | 0 | 0 | 0 | 0 | 0 | 0 | 0 | 47 | 0 | 70 | 93 | 93 | 93 | 100 | T6 |

Contrepoids max. / Max. counterweight / Max. Gegengewicht / Contrapeso maximo : 23 T.


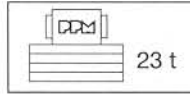
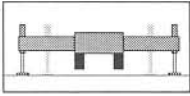
(1) Stabilisateurs en extension partielle / Sur l'arrière - Outriggers half-extended / Over rear - Abstütungen halb ausgefahren / Nach hinten - Estabilizadores intermedios / Hacia atras

| | | FLECHE ENTIEREMENT TELESCOPIQUE DE 12 m A 53,7 m - FULLY TELESCOPIC BOOM FROM 12 m TO 53,7 m VOLL HYDRAULISCHER AUSLEGER VON 12 m BIS 53,7 m - PLUMA TELESCOPICA DE 12 M A 53,7 M | | | | | | | | | | | | | | |
|----|--|--|---------|--------|-------|-------|--------|--------|--------|-------|--------|--------|----|----|-----|----|
| | | 12,32 m | 16,15 m | 19,9 m | 24 m | 28 m | 31,7 m | 37,2 m | 43,2 m | 47 m | 50,8 m | 53,7 m | | | | |
| | | | | | | | | | | | | | | | | |
| 3 | | 76,60 | 65,20 | 63,80 | | | | | | | | | 3 | | | |
| 4 | | 62,40 | 61,00 | 57,40 | 41,45 | 42,20 | | | | | | | 4 | | | |
| 5 | | 52,10 | 50,90 | 49,80 | 40,85 | 41,30 | | | | | | | 5 | | | |
| 6 | | 44,45 | 43,25 | 42,55 | 39,75 | 37,90 | 35,80 | | | | | | 6 | | | |
| 7 | | 38,50 | 37,30 | 36,65 | 35,85 | 33,75 | 31,90 | 22,95 | | | | | 7 | | | |
| 8 | | 33,00 | 31,25 | 30,15 | 30,35 | 30,10 | 28,70 | 21,50 | | | | | 8 | | | |
| 9 | | 26,95 | 25,30 | 24,30 | 24,50 | 24,65 | 25,20 | 19,95 | 11,10 | | | | 9 | | | |
| 10 | | | 20,95 | 20,00 | 20,20 | 20,30 | 20,85 | 18,70 | 10,95 | 10,05 | 9,90 | | 10 | | | |
| 12 | | | 15,00 | 14,15 | 14,30 | 14,45 | 14,95 | 15,25 | 10,25 | 9,80 | 9,70 | 7,65 | 12 | | | |
| 14 | | | | 10,30 | 10,60 | 11,80 | 11,95 | 11,35 | 9,20 | 9,50 | 9,60 | 7,40 | 14 | | | |
| 16 | | | | 7,60 | 9,65 | 10,70 | 11,05 | 9,35 | 8,20 | 8,70 | 9,25 | 7,20 | 16 | | | |
| 18 | | | | | 8,85 | 9,30 | 8,90 | 8,55 | 7,40 | 7,90 | 8,60 | 6,80 | 18 | | | |
| 20 | | | | | 8,15 | 7,65 | 7,25 | 7,75 | 6,80 | 7,20 | 7,10 | 6,25 | 20 | | | |
| 22 | | | | | | 6,30 | 5,95 | 6,40 | 6,15 | 6,10 | 5,80 | 5,80 | 22 | | | |
| 24 | | | | | | 5,25 | 4,85 | 5,35 | 5,60 | 5,05 | 4,75 | 4,75 | 24 | | | |
| 26 | | | | | | | 4,00 | 4,45 | 4,80 | 4,15 | 3,90 | 3,90 | 26 | | | |
| 28 | | | | | | | | 3,25 | 3,70 | 4,05 | 3,40 | 3,15 | 28 | | | |
| 30 | | | | | | | | | 3,05 | 3,40 | 2,75 | 2,55 | 30 | | | |
| 32 | | | | | | | | | 2,50 | 2,85 | 2,20 | 2,00 | 32 | | | |
| 34 | | | | | | | | | 2,00 | 2,35 | 1,75 | 1,50 | 34 | | | |
| 36 | | | | | | | | | | 1,90 | 0,95 | 1,10 | 36 | | | |
| 38 | | | | | | | | | | 1,55 | | | 38 | | | |
| 40 | | | | | | | | | | 1,20 | | | 40 | | | |
| T2 | | 0 | 47 | 93 | 93 | 0 | 93 | 0 | 93 | 0 | 100 | 0 | 47 | 93 | 100 | T2 |
| T3 | | 0 | 0 | 0 | 47 | 0 | 93 | 47 | 93 | 93 | 100 | 93 | 93 | 93 | 100 | T3 |
| T4 | | 0 | 0 | 0 | 0 | 47 | 0 | 47 | 47 | 47 | 100 | 70 | 93 | 93 | 100 | T4 |
| T5 | | 0 | 0 | 0 | 0 | 47 | 0 | 47 | 0 | 47 | 0 | 70 | 93 | 93 | 100 | T5 |
| T6 | | 0 | 0 | 0 | 0 | 47 | 0 | 47 | 0 | 47 | 0 | 70 | 93 | 93 | 100 | T6 |

Contrepoids max. / Max. counterweight / Max. Gegengewicht / Contrapeso maximo : 23 T.

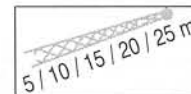
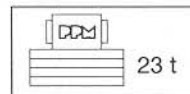
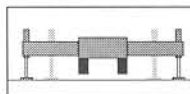
ATT 1354 Extension 5 / 10 / 15 / 20 / 25 m - 5 / 10 / 15 / 20 / 25 m extension 85% Verlängerung 5 / 10 / 15 / 20 / 25 m - plumin 5 / 10 / 15 / 20 / 25 m

Stabilisateurs en extension totale - Outriggers fully extended
Abstützungen voll ausgefahren - Estabilizadores extendidos



| Extension 5 m / 10 m / 15 m / 20 m / 25 m - 5 m / 10 m / 15 m / 20 m / 25 m extension Verlängerung 5 m / 10 m / 15 m / 20 m / 25 m - plumin 5 m / 10 m / 15 m / 20 m / 25 m | | | | | | | | | | | | | | | | |
|--|-------------|------|------|---------------|------|------|----------------|------|------|----------------|------|------|----------------|------|------|----|
| | 45 m + 10 m | | | 50,79 m + 5 m | | | 50,79 m + 10 m | | | 50,79 m + 15 m | | | 50,79 m + 20 m | | | |
| | 0° | 15° | 26° | 0° | 15° | 26° | 0° | 15° | 26° | 0° | 15° | 26° | 0° | 15° | 26° | |
| 12 | 6,15 | | | 5,75 | 5,70 | | 3,95 | | | | | | | | | 12 |
| 14 | 5,55 | | | 5,65 | 5,60 | 5,30 | 3,90 | | | 2,50 | | | | | | 14 |
| 16 | 5,00 | 4,00 | 3,65 | 5,60 | 5,15 | 4,80 | 3,85 | 3,80 | | 2,40 | | | | | | 16 |
| 18 | 4,55 | 3,70 | 3,40 | 5,15 | 4,60 | 4,40 | 3,80 | 3,55 | 3,20 | 2,35 | 2,35 | | | 1,85 | | 18 |
| 20 | 4,10 | 3,40 | 3,10 | 4,60 | 4,25 | 4,00 | 3,70 | 3,20 | 2,95 | 2,30 | 2,30 | 2,10 | 1,85 | | | 20 |
| 22 | 3,75 | 3,15 | 2,90 | 4,20 | 3,85 | 3,70 | 3,40 | 2,95 | 2,75 | 2,30 | 2,15 | 1,95 | 1,80 | | | 22 |
| 24 | 3,45 | 2,95 | 2,75 | 3,80 | 3,55 | 3,40 | 3,10 | 2,70 | 2,55 | 2,25 | 1,95 | 1,80 | 1,80 | 1,75 | | 24 |
| 26 | 3,15 | 2,75 | 2,60 | 3,50 | 3,25 | 3,10 | 2,80 | 2,50 | 2,30 | 2,10 | 1,80 | 1,60 | 1,75 | 1,60 | | 26 |
| 28 | 2,90 | 2,60 | 2,40 | 3,15 | 3,00 | 2,90 | 2,60 | 2,25 | 2,15 | 1,90 | 1,60 | 1,50 | 1,70 | 1,45 | 1,35 | 28 |
| 30 | 2,75 | 2,40 | 2,30 | 2,90 | 2,75 | 2,70 | 2,30 | 2,10 | 2,00 | 1,75 | 1,50 | 1,40 | 1,55 | 1,35 | 1,25 | 30 |
| 32 | 2,50 | 2,25 | 2,15 | 2,65 | 2,55 | 2,50 | 2,10 | 1,95 | 1,85 | 1,55 | 1,35 | 1,30 | 1,40 | 1,25 | 1,15 | 32 |
| 34 | 2,30 | 2,15 | 2,05 | 2,40 | 2,35 | 2,30 | 1,95 | 1,80 | 1,75 | 1,40 | 1,25 | 1,20 | 1,30 | 1,15 | 1,10 | 34 |
| 36 | 2,20 | 2,00 | 1,95 | 2,25 | 2,15 | 2,15 | 1,80 | 1,70 | 1,60 | 1,25 | 1,15 | 1,10 | 1,20 | 1,05 | 1,00 | 36 |
| 38 | 2,05 | 1,90 | 1,85 | 2,10 | 2,05 | 2,00 | 1,60 | 1,50 | 1,50 | 1,15 | 1,05 | 1,00 | 1,10 | 1,00 | 0,95 | 38 |
| 40 | 1,90 | 1,80 | 1,75 | 1,95 | 1,90 | 1,90 | 1,50 | 1,40 | 1,40 | 1,05 | 0,95 | 0,95 | 1,00 | 0,90 | 0,85 | 40 |
| 42 | 1,80 | 1,70 | 1,70 | 1,80 | 1,80 | 1,75 | 1,35 | 1,30 | 1,30 | 0,95 | 0,90 | 0,85 | 0,90 | 0,85 | 0,75 | 42 |
| 44 | 1,70 | 1,60 | 1,55 | 1,60 | 1,60 | 1,60 | 1,25 | 1,20 | 1,20 | 0,85 | 0,75 | 0,75 | 0,85 | 0,70 | 0,70 | 44 |
| 46 | 1,55 | 1,50 | 1,50 | 1,40 | 1,50 | 1,50 | 1,15 | 1,15 | 1,15 | 0,75 | 0,70 | 0,70 | 0,70 | 0,65 | 0,65 | 46 |
| 48 | 1,35 | 1,45 | 1,45 | 1,15 | 1,25 | 1,25 | 1,05 | 1,05 | 1,05 | | | | | 0,65 | 0,60 | 48 |
| 50 | 1,05 | 1,15 | 1,15 | 0,90 | 0,90 | 0,90 | 1,00 | 1,00 | 1,00 | | | | | 0,55 | 0,55 | 50 |
| 52 | 0,80 | 0,80 | | | | | 0,90 | 0,90 | 0,90 | | | | | | | 52 |
| 54 | | | | | | | 0,80 | 0,80 | | | | | | | | 54 |

Contrepoids / Counterweight / Gegengewicht / Contrapeso : 23 T.



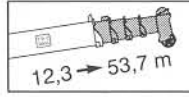
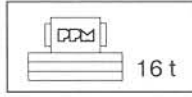
| Extension 5 m / 10 m / 15 m / 20 m / 25 m - 5 m / 10 m / 15 m / 20 m / 25 m extension Verlängerung 5 m / 10 m / 15 m / 20 m / 25 m - plumin 5 m / 10 m / 15 m / 20 m / 25 m | | | | | | | | | | | | | |
|--|---------------|------|------|----------------|------|------|----------------|------|------|----------------|------|------|----|
| | 53,70 m + 5 m | | | 53,70 m + 10 m | | | 53,70 m + 20 m | | | 53,70 m + 25 m | | | |
| | 0° | 15° | 26° | 0° | 15° | 26° | 0° | 15° | 26° | 0° | 15° | | |
| 14 | 4,50 | | | 3,05 | | | | | | | | 14 | |
| 16 | 4,00 | 3,60 | 3,45 | 2,95 | | | | | | | | 16 | |
| 18 | 3,60 | 3,25 | 3,10 | 2,90 | 2,55 | | 1,40 | | | | 0,75 | 18 | |
| 20 | 3,20 | 2,95 | 2,80 | 2,70 | 2,30 | 2,15 | 1,35 | | | | 0,75 | 20 | |
| 22 | 2,90 | 2,65 | 2,60 | 2,40 | 2,10 | 1,95 | 1,30 | | | | 0,70 | 22 | |
| 24 | 2,60 | 2,40 | 2,35 | 2,15 | 1,90 | 1,80 | 1,30 | 1,15 | | | 0,70 | 24 | |
| 26 | 2,35 | 2,20 | 2,10 | 1,95 | 1,75 | 1,60 | 1,25 | 1,05 | 1,00 | | 0,65 | 0,70 | 26 |
| 28 | 2,10 | 2,00 | 1,95 | 1,80 | 1,55 | 1,50 | 1,10 | 0,95 | 0,90 | | 0,65 | 0,65 | 28 |
| 30 | 1,90 | 1,80 | 1,75 | 1,55 | 1,40 | 1,35 | 1,00 | 0,90 | 0,85 | | 0,60 | 0,60 | 30 |
| 32 | 1,70 | 1,60 | 1,55 | 1,40 | 1,30 | 1,25 | 0,90 | 0,75 | 0,70 | | 0,60 | 0,50 | 32 |
| 34 | 1,50 | 1,45 | 1,40 | 1,25 | 1,20 | 1,15 | 0,75 | 0,70 | 0,65 | | 0,50 | 0,45 | 34 |
| 36 | 1,35 | 1,30 | 1,30 | 1,15 | 1,05 | 1,05 | 0,65 | | | | | | 36 |
| 38 | 1,20 | 1,20 | 1,15 | 1,00 | 0,95 | 0,95 | | | | | | | 38 |
| 40 | 1,05 | 1,05 | 1,05 | 0,90 | 0,90 | 0,85 | | | | | | | 40 |
| 42 | 0,90 | 0,90 | 0,95 | 0,75 | 0,75 | 0,70 | | | | | | | 42 |

Contrepoids / Counterweight / Gegengewicht / Contrapeso : 23 T.

Flèche principale - Main boom Hauptausleger - Pluma principal

FLECHE ENTIEREMENT TELESCOPIQUE DE 12,3 m A 53,7 m - FULLY TELESCOPIC BOOM FROM 12.3 m TO 53.7 m

VOLL HYDRAULISCHER AUSLEGER VON 12,3 m BIS 53,7 m - PLUMA TELESCOPICA DE 12,3 M A 53,7 M



| | | FLECHE ENTIEREMENT TELESCOPIQUE DE 12 m A 53,7 m - FULLY TELESCOPIC BOOM FROM 12 m TO 53,7 m VOLL HYDRAULISCHER AUSLEGER VON 12 m BIS 53,7 m - PLUMA TELESCOPICA DE 12 M A 53,7 M | | | | | | | | | | | | | | | | |
|----|--|--|---------|---------|--------|-------|-------|--------|--------|--------|-------|--------|--------|----|----|----|-----|----|
| | | 12,32 ¹⁾ m | 12,32 m | 16,15 m | 19,9 m | 24 m | 28 m | 31,7 m | 37,2 m | 43,2 m | 47 m | 50,8 m | 53,7 m | | | | | |
| | | | | | | | | | | | | | | | | | | |
| 3 | | 110,00 | 87,20 | 65,20 | 63,80 | | | | | | | | | 3 | | | | |
| 4 | | 83,25 | 72,60 | 62,75 | 57,40 | 41,45 | 42,20 | | | | | | | 4 | | | | |
| 5 | | 65,40 | 61,65 | 59,60 | 49,80 | 40,85 | 41,30 | | | | | | | 5 | | | | |
| 6 | | 53,50 | 53,20 | 52,00 | 43,55 | 39,75 | 37,90 | 35,80 | | | | | | 6 | | | | |
| 7 | | 45,05 | 45,20 | 43,80 | 38,75 | 35,85 | 33,75 | 31,90 | 22,95 | | | | | 7 | | | | |
| 8 | | 38,65 | 38,75 | 37,25 | 34,55 | 31,90 | 30,10 | 28,70 | 21,50 | | | | | 8 | | | | |
| 9 | | 33,70 | 33,60 | 32,15 | 31,10 | 29,00 | 27,10 | 25,85 | 19,95 | 11,10 | | | | 9 | | | | |
| 10 | | | | 28,10 | 27,20 | 26,10 | 24,60 | 23,45 | 18,70 | 10,95 | 10,05 | 9,90 | | 10 | | | | |
| 12 | | | | 22,00 | 21,10 | 21,30 | 20,70 | 19,75 | 16,20 | 10,25 | 9,80 | 9,70 | 7,65 | 12 | | | | |
| 14 | | | | | 16,05 | 16,20 | 16,30 | 16,85 | 13,95 | 9,20 | 9,50 | 9,60 | 7,40 | 14 | | | | |
| 16 | | | | | 12,25 | 12,45 | 12,55 | 13,05 | 12,00 | 8,20 | 8,70 | 9,25 | 7,20 | 16 | | | | |
| 18 | | | | | | 9,55 | 9,90 | 10,95 | 10,40 | 7,40 | 7,90 | 8,60 | 6,80 | 18 | | | | |
| 20 | | | | | | 8,20 | 9,25 | 10,10 | 8,25 | 6,80 | 7,20 | 7,90 | 6,25 | 20 | | | | |
| 22 | | | | | | | 8,65 | 8,90 | 7,15 | 6,15 | 6,55 | 7,25 | 5,85 | 22 | | | | |
| 24 | | | | | | | 8,20 | 7,85 | 6,45 | 5,60 | 6,10 | 6,80 | 5,35 | 24 | | | | |
| 26 | | | | | | | | 6,65 | 5,95 | 5,20 | 5,65 | 6,25 | 4,90 | 26 | | | | |
| 28 | | | | | | | | 5,65 | 5,45 | 4,70 | 5,15 | 5,30 | 4,55 | 28 | | | | |
| 30 | | | | | | | | | 5,05 | 4,30 | 4,55 | 4,45 | 4,10 | 30 | | | | |
| 32 | | | | | | | | | 4,55 | 3,90 | 4,00 | 3,75 | 3,65 | 32 | | | | |
| 34 | | | | | | | | | 3,95 | 3,55 | 3,60 | 3,10 | 3,10 | 34 | | | | |
| 36 | | | | | | | | | | 3,20 | 3,10 | 2,55 | 2,55 | 36 | | | | |
| 38 | | | | | | | | | | 2,85 | 2,60 | 2,10 | 2,10 | 38 | | | | |
| 40 | | | | | | | | | | 2,55 | 2,20 | 1,65 | 1,65 | 40 | | | | |
| 42 | | | | | | | | | | | 1,80 | 1,25 | 1,30 | 42 | | | | |
| 44 | | | | | | | | | | | 1,45 | 0,95 | 0,95 | 44 | | | | |
| T2 | | 0 | 0 | 47 | 93 | 93 | 0 | 93 | 0 | 93 | 93 | 100 | 0 | 0 | 47 | 93 | 100 | T2 |
| T3 | | 0 | 0 | 0 | 0 | 47 | 0 | 93 | 47 | 93 | 47 | 100 | 93 | 93 | 93 | 93 | 100 | T3 |
| T4 | | 0 | 0 | 0 | 0 | 0 | 47 | 0 | 47 | 47 | 47 | 100 | 70 | 93 | 93 | 93 | 100 | T4 |
| T5 | | 0 | 0 | 0 | 0 | 0 | 47 | 0 | 47 | 0 | 47 | 0 | 70 | 93 | 93 | 93 | 100 | T5 |
| T6 | | 0 | 0 | 0 | 0 | 0 | 47 | 0 | 0 | 0 | 0 | 0 | 70 | 93 | 93 | 93 | 100 | T6 |

Contrepoids / Counterweight / Gegengewicht / Contrapeso : 16 T.


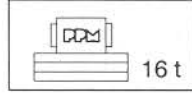
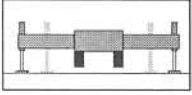
(1) Stabilisateurs en extension partielle / Sur l'arrière - Outriggers half-extended / Over rear - Abstützungen halb ausgefahren / Nach hinten - Estabilizadores intermedios / Hacia atras

| | | FLECHE ENTIEREMENT TELESCOPIQUE DE 12 m A 53,7 m - FULLY TELESCOPIC BOOM FROM 12 m TO 53,7 m VOLL HYDRAULISCHER AUSLEGER VON 12 m BIS 53,7 m - PLUMA TELESCOPICA DE 12 M A 53,7 M | | | | | | | | | | | | | | | |
|----|--|--|---------|--------|-------|-------|--------|--------|--------|-------|--------|--------|------|----|-----|-----|----|
| | | 12,32 m | 16,15 m | 19,9 m | 24 m | 28 m | 31,7 m | 37,2 m | 43,2 m | 47 m | 50,8 m | 53,7 m | | | | | |
| | | | | | | | | | | | | | | | | | |
| 3 | | 76,60 | 65,20 | 63,80 | | | | | | | | | 3 | | | | |
| 4 | | 62,40 | 61,00 | 57,40 | 41,45 | 42,20 | | | | | | | 4 | | | | |
| 5 | | 52,10 | 50,90 | 49,80 | 40,85 | 41,30 | | | | | | | 5 | | | | |
| 6 | | 44,45 | 43,25 | 42,00 | 39,75 | 37,90 | 35,80 | | | | | | 6 | | | | |
| 7 | | 34,00 | 32,10 | 30,90 | 31,15 | 31,30 | 31,90 | 22,95 | | | | | 7 | | | | |
| 8 | | 26,70 | 24,90 | 23,85 | 24,05 | 24,20 | 24,85 | 21,50 | | | | | 8 | | | | |
| 9 | | 21,60 | 19,95 | 18,95 | 19,15 | 19,30 | 19,90 | 19,95 | 11,10 | | | | 9 | | | | |
| 10 | | | 16,35 | 15,40 | 15,55 | 15,70 | 16,25 | 16,60 | 10,95 | 10,05 | 9,90 | | 10 | | | | |
| 12 | | | 11,35 | 10,50 | 11,75 | 12,40 | 11,30 | 11,60 | 10,25 | 9,80 | 9,70 | 7,65 | 12 | | | | |
| 14 | | | | 7,30 | 10,60 | 11,30 | 10,90 | 10,25 | 9,20 | 9,50 | 9,60 | 7,40 | 14 | | | | |
| 16 | | | | 5,05 | 9,40 | 8,85 | 8,45 | 9,00 | 8,20 | 8,65 | 8,25 | 7,20 | 16 | | | | |
| 18 | | | | | 7,55 | 7,05 | 6,65 | 7,15 | 7,40 | 6,85 | 6,50 | 6,50 | 18 | | | | |
| 20 | | | | | 6,15 | 5,65 | 5,25 | 5,75 | 6,15 | 5,45 | 5,10 | 5,15 | 20 | | | | |
| 22 | | | | | | 4,55 | 4,15 | 4,65 | 5,00 | 4,35 | 4,05 | 4,05 | 22 | | | | |
| 24 | | | | | | | 3,65 | 3,25 | 3,75 | 4,10 | 3,45 | 3,15 | 24 | | | | |
| 26 | | | | | | | | 2,50 | 3,00 | 3,35 | 2,70 | 2,40 | 2,40 | 26 | | | |
| 28 | | | | | | | | 1,90 | 2,35 | 2,70 | 2,05 | 1,80 | 1,80 | 28 | | | |
| 30 | | | | | | | | | 1,80 | 2,15 | 1,50 | 1,25 | 1,30 | 30 | | | |
| 32 | | | | | | | | | 1,35 | 1,65 | 1,05 | 0,80 | 0,80 | 32 | | | |
| 34 | | | | | | | | | 0,90 | 1,25 | | | | 34 | | | |
| 36 | | | | | | | | | | 0,90 | | | | 36 | | | |
| T2 | | 0 | 47 | 93 | 93 | 0 | 93 | 0 | 93 | 0 | 47 | 93 | 100 | T2 | | | |
| T3 | | 0 | 0 | 0 | 47 | 0 | 93 | 47 | 93 | 93 | 93 | 93 | 100 | T3 | | | |
| T4 | | 0 | 0 | 0 | 0 | 47 | 0 | 47 | 47 | 47 | 93 | 70 | 93 | 93 | 100 | T4 | |
| T5 | | 0 | 0 | 0 | 0 | 47 | 0 | 47 | 0 | 47 | 0 | 70 | 93 | 93 | 93 | 100 | T5 |
| T6 | | 0 | 0 | 0 | 0 | 47 | 0 | 0 | 0 | 47 | 0 | 70 | 93 | 93 | 93 | 100 | T6 |

Contrepoids / Counterweight / Gegengewicht / Contrapeso : 16 T.


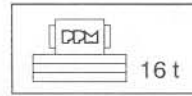
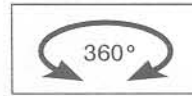
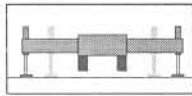
ATT 1354 Extension 5 / 10 / 15 / 20 / 25 m - 5 / 10 / 15 / 20 / 25 m extension 85% Verlängerung 5 / 10 / 15 / 20 / 25 m - plumin 5 / 10 / 15 / 20 / 25 m

Stabilisateurs en extension totale - Outriggers fully extended
Abstützungen voll ausgefahren - Estabilizadores extendidos



| | Extension 5 m / 10 m / 15 m / 20 m / 25 m - 5 m / 10 m / 15 m / 20 m / 25 m extension Verlängerung 5 m / 10 m / 15 m / 20 m / 25 m - plumin 5 m / 10 m / 15 m / 20 m / 25 m | | | | | | | | | | | | | | | |
|----|--|------|------|---------------|------|------|----------------|------|------|----------------|------|------|----------------|------|------|----|
| | 45 m + 10 m | | | 50,79 m + 5 m | | | 50,79 m + 10 m | | | 50,79 m + 15 m | | | 50,79 m + 20 m | | | |
| | 0° | 15° | 26° | 0° | 15° | 26° | 0° | 15° | 26° | 0° | 15° | 26° | 0° | 15° | 26° | |
| 12 | 6,15 | | | 5,75 | 5,70 | | 3,95 | | | | | | | | | 12 |
| 14 | 5,55 | | | 5,65 | 5,60 | 5,30 | 3,90 | | | 2,50 | | | | | | 14 |
| 16 | 5,00 | 4,00 | 3,65 | 5,60 | 5,15 | 4,80 | 3,85 | 3,80 | | 2,40 | | | | | | 16 |
| 18 | 4,55 | 3,70 | 3,40 | 5,15 | 4,60 | 4,40 | 3,80 | 3,55 | 3,20 | 2,35 | 2,35 | | 1,85 | | | 18 |
| 20 | 4,10 | 3,40 | 3,10 | 4,60 | 4,25 | 4,00 | 3,70 | 3,20 | 2,95 | 2,30 | 2,30 | 2,10 | 1,85 | | | 20 |
| 22 | 3,75 | 3,15 | 2,90 | 4,20 | 3,85 | 3,70 | 3,40 | 2,95 | 2,75 | 2,30 | 2,15 | 1,95 | 1,80 | | | 22 |
| 24 | 3,45 | 2,95 | 2,75 | 3,80 | 3,55 | 3,40 | 3,10 | 2,70 | 2,55 | 2,25 | 1,95 | 1,80 | 1,80 | 1,75 | | 24 |
| 26 | 3,15 | 2,75 | 2,60 | 3,50 | 3,25 | 3,10 | 2,80 | 2,50 | 2,30 | 2,10 | 1,80 | 1,60 | 1,75 | 1,60 | | 26 |
| 28 | 2,90 | 2,60 | 2,40 | 3,15 | 3,00 | 2,90 | 2,60 | 2,25 | 2,15 | 1,90 | 1,60 | 1,50 | 1,70 | 1,45 | 1,35 | 28 |
| 30 | 2,75 | 2,40 | 2,30 | 2,90 | 2,75 | 2,70 | 2,30 | 2,10 | 2,00 | 1,75 | 1,50 | 1,40 | 1,55 | 1,35 | 1,25 | 30 |
| 32 | 2,50 | 2,25 | 2,15 | 2,65 | 2,55 | 2,50 | 2,10 | 1,95 | 1,85 | 1,55 | 1,35 | 1,30 | 1,40 | 1,25 | 1,15 | 32 |
| 34 | 2,30 | 2,15 | 2,05 | 2,40 | 2,35 | 2,30 | 1,95 | 1,80 | 1,75 | 1,40 | 1,25 | 1,20 | 1,30 | 1,15 | 1,10 | 34 |
| 36 | 2,20 | 2,00 | 1,95 | 2,25 | 2,15 | 2,15 | 1,80 | 1,70 | 1,60 | 1,25 | 1,15 | 1,10 | 1,20 | 1,05 | 1,00 | 36 |
| 38 | 2,05 | 1,90 | 1,85 | 1,95 | 2,05 | 2,00 | 1,60 | 1,50 | 1,50 | 1,15 | 1,05 | 1,00 | 1,10 | 1,00 | 0,95 | 38 |
| 40 | 1,70 | 1,80 | 1,75 | 1,50 | 1,60 | 1,70 | 1,50 | 1,40 | 1,40 | 1,05 | 0,95 | 0,95 | 1,00 | 0,90 | 0,85 | 40 |
| 42 | 1,30 | 1,50 | 1,60 | 1,10 | 1,20 | 1,25 | 1,35 | 1,30 | 1,30 | 0,95 | 0,90 | 0,85 | 0,90 | 0,85 | 0,75 | 42 |
| 44 | 0,95 | 1,10 | 1,20 | | 0,85 | 0,90 | 1,15 | 1,20 | 1,20 | 0,85 | 0,75 | 0,75 | 0,85 | 0,70 | 0,70 | 44 |
| 46 | | | 0,85 | | | | 0,85 | 1,00 | 1,10 | 0,75 | 0,70 | 0,70 | 0,70 | 0,65 | 0,65 | 46 |
| 48 | | | | | | | | | 0,80 | | | | | 0,65 | 0,60 | 48 |
| 50 | | | | | | | | | | | | | | 0,55 | 0,55 | 50 |

Contrepoids / Counterweight / Gegengewicht / Contrapeso : 16 T.



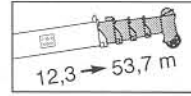
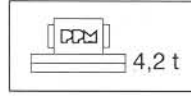
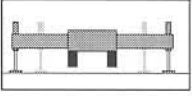
| | Extension 5 m / 10 m / 15 m / 20 m / 25 m - 5 m / 10 m / 15 m / 20 m / 25 m extension Verlängerung 5 m / 10 m / 15 m / 20 m / 25 m - plumin 5 m / 10 m / 15 m / 20 m / 25 m | | | | | | | | | | | | |
|----|--|------|------|----------------|------|------|----------------|------|------|----------------|------|------|----|
| | 53,70 m + 5 m | | | 53,70 m + 10 m | | | 53,70 m + 20 m | | | 53,70 m + 25 m | | | |
| | 0° | 15° | 26° | 0° | 15° | 26° | 0° | 15° | 26° | 0° | 15° | | |
| 14 | 4,50 | | | 3,05 | | | | | | | | 14 | |
| 16 | 4,00 | 3,60 | 3,45 | 2,95 | | | | | | | | 16 | |
| 18 | 3,60 | 3,25 | 3,10 | 2,90 | 2,55 | | 1,40 | | | | 0,75 | 18 | |
| 20 | 3,20 | 2,95 | 2,80 | 2,70 | 2,30 | 2,15 | 1,35 | | | | 0,75 | 20 | |
| 22 | 2,90 | 2,65 | 2,60 | 2,40 | 2,10 | 1,95 | 1,30 | | | | 0,70 | 22 | |
| 24 | 2,60 | 2,40 | 2,35 | 2,15 | 1,90 | 1,80 | 1,30 | 1,15 | | | 0,70 | 24 | |
| 26 | 2,35 | 2,20 | 2,10 | 1,95 | 1,75 | 1,60 | 1,25 | 1,05 | 1,00 | | 0,65 | 0,70 | 26 |
| 28 | 2,10 | 2,00 | 1,95 | 1,80 | 1,55 | 1,50 | 1,10 | 0,95 | 0,90 | | 0,65 | 0,65 | 28 |
| 30 | 1,90 | 1,80 | 1,75 | 1,55 | 1,40 | 1,35 | 1,00 | 0,90 | 0,85 | | 0,60 | 0,60 | 30 |
| 32 | 1,70 | 1,60 | 1,55 | 1,40 | 1,30 | 1,25 | 0,90 | 0,75 | 0,70 | | 0,60 | 0,50 | 32 |
| 34 | 1,50 | 1,45 | 1,40 | 1,25 | 1,20 | 1,15 | 0,75 | 0,70 | 0,65 | | 0,50 | 0,45 | 34 |
| 36 | 1,35 | 1,30 | 1,30 | 1,15 | 1,05 | 1,05 | 0,65 | | | | | | 36 |
| 38 | 1,20 | 1,20 | 1,15 | 1,00 | 0,95 | 0,95 | | | | | | | 38 |
| 40 | 1,05 | 1,05 | 1,05 | 0,90 | 0,90 | 0,85 | | | | | | | 40 |
| 42 | 0,90 | 0,90 | 0,95 | 0,75 | 0,75 | 0,70 | | | | | | | 42 |

Contrepoids / Counterweight / Gegengewicht / Contrapeso : 16 T.

Flèche principale - Main boom Hauptausleger - Pluma principal

FLECHE ENTIEREMENT TELESCOPIQUE DE 12,3 m A 53,7 m - FULLY TELESCOPIC BOOM FROM 12.3 m TO 53.7 m

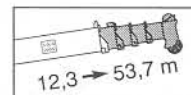
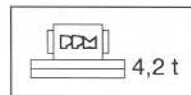
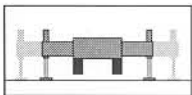
VOLL HYDRAULISCHER AUSLEGER VON 12,3 m BIS 53,7 m - PLUMA TELESCOPICA DE 12,3 M A 53,7 M



| FLECHE ENTIEREMENT TELESCOPIQUE DE 12 m A 53,7 m - FULLY TELESCOPIC BOOM FROM 12 m TO 53,7 m VOLL HYDRAULISCHER AUSLEGER VON 12 m BIS 53,7 m - PLUMA TELESCOPICA DE 12 M A 53,7 M | | | | | | | | | | | | | | | | | |
|--|----------------------|---------|---------|--------|-------|-------|--------|--------|--------|-------|--------|--------|----|----|----|-----|----|
| | 12,32 ⁰ m | 12,32 m | 16,15 m | 19,9 m | 24 m | 28 m | 31,7 m | 37,2 m | 43,2 m | 47 m | 50,8 m | 53,7 m | | | | | |
| | | | | | | | | | | | | | | | | | |
| 3 | 100,00 | 84,10 | 65,20 | 63,80 | | | | | | | | | | 3 | | | |
| 4 | 70,45 | 69,45 | 62,75 | 57,40 | 41,45 | 42,20 | | | | | | | | 4 | | | |
| 5 | 54,80 | 54,80 | 52,85 | 49,80 | 40,85 | 41,30 | | | | | | | | 5 | | | |
| 6 | 44,30 | 44,30 | 42,50 | 41,35 | 39,75 | 37,90 | 35,80 | | | | | | | 6 | | | |
| 7 | 36,85 | 36,85 | 35,10 | 34,00 | 34,20 | 33,75 | 31,90 | 22,95 | | | | | | 7 | | | |
| 8 | 31,25 | 31,25 | 29,55 | 28,50 | 28,70 | 28,80 | 28,70 | 21,50 | | | | | | 8 | | | |
| 9 | 26,85 | 26,85 | 25,20 | 24,20 | 24,35 | 24,50 | 25,05 | 19,95 | 11,10 | | | | | 9 | | | |
| 10 | | | 21,75 | 20,75 | 20,95 | 21,05 | 21,60 | 18,70 | 10,95 | 10,05 | 9,90 | | | 10 | | | |
| 12 | | | 15,00 | 13,85 | 14,05 | 14,20 | 14,80 | 15,20 | 10,25 | 9,80 | 9,70 | 7,65 | | 12 | | | |
| 14 | | | | 9,55 | 10,60 | 11,80 | 11,95 | 10,75 | 9,20 | 9,50 | 9,60 | 7,40 | | 14 | | | |
| 16 | | | | 6,65 | 9,65 | 10,70 | 10,85 | 9,35 | 8,20 | 8,70 | 9,25 | 7,20 | | 16 | | | |
| 18 | | | | | 8,85 | 9,00 | 8,60 | 8,55 | 7,40 | 7,90 | 8,15 | 6,80 | | 18 | | | |
| 20 | | | | | 7,80 | 7,25 | 6,85 | 7,40 | 6,80 | 7,05 | 6,45 | 6,25 | | 20 | | | |
| 22 | | | | | | 5,90 | 5,50 | 6,05 | 6,15 | 5,70 | 5,10 | 5,15 | | 22 | | | |
| 24 | | | | | | 4,85 | 4,45 | 4,95 | 5,30 | 4,65 | 4,05 | 4,05 | | 24 | | | |
| 26 | | | | | | | 3,55 | 4,05 | 4,40 | 3,75 | 3,20 | 3,20 | | 26 | | | |
| 28 | | | | | | | 2,85 | 3,30 | 3,65 | 3,00 | 2,45 | 2,45 | | 28 | | | |
| 30 | | | | | | | | 2,70 | 3,00 | 2,40 | 1,85 | 1,85 | | 30 | | | |
| 32 | | | | | | | | 2,15 | 2,50 | 1,85 | 1,30 | 1,30 | | 32 | | | |
| 34 | | | | | | | | 1,65 | 2,00 | 1,35 | 0,85 | 0,85 | | 34 | | | |
| 36 | | | | | | | | | 1,60 | 0,95 | | | | 36 | | | |
| 38 | | | | | | | | | 1,20 | | | | | 38 | | | |
| 40 | | | | | | | | | 0,90 | | | | | 40 | | | |
| T2 | 0 | 0 | 47 | 93 | 93 | 0 | 93 | 0 | 93 | 0 | 100 | 0 | 0 | 47 | 93 | 100 | T2 |
| T3 | 0 | 0 | 0 | 0 | 47 | 0 | 93 | 47 | 93 | 93 | 100 | 93 | 93 | 93 | 93 | 100 | T3 |
| T4 | 0 | 0 | 0 | 0 | 0 | 47 | 0 | 47 | 47 | 47 | 100 | 70 | 93 | 93 | 93 | 100 | T4 |
| T5 | 0 | 0 | 0 | 0 | 0 | 47 | 0 | 47 | 0 | 47 | 0 | 70 | 93 | 93 | 93 | 100 | T5 |
| T6 | 0 | 0 | 0 | 0 | 0 | 47 | 0 | 47 | 0 | 47 | 0 | 70 | 93 | 93 | 93 | 100 | T6 |

Counterweights / Counterweight / Gegengewicht / Contrapeso : 4,2 T.

(1) Stabilisateurs en extension partielle / Sur l'arrière - Outriggers half-extended / Over rear - Abstützungen halb ausgefahren / Nach hinten - Estabilizadores intermedios / Hacia atras



| FLECHE ENTIEREMENT TELESCOPIQUE DE 12 m A 53,7 m - FULLY TELESCOPIC BOOM FROM 12 m TO 53,7 m VOLL HYDRAULISCHER AUSLEGER VON 12 m BIS 53,7 m - PLUMA TELESCOPICA DE 12 M A 53,7 M | | | | | | | | | | | | | | | | |
|--|---------|---------|--------|-------|-------|--------|--------|--------|-------|--------|--------|-----|----|-----|-----|----|
| | 12,32 m | 16,15 m | 19,9 m | 24 m | 28 m | 31,7 m | 37,2 m | 43,2 m | 47 m | 50,8 m | 53,7 m | | | | | |
| | | | | | | | | | | | | | | | | |
| 3 | 72,40 | 65,20 | 63,80 | | | | | | | | | | | 3 | | |
| 4 | 58,35 | 56,80 | 55,85 | 41,45 | 42,20 | | | | | | | | | 4 | | |
| 5 | 45,85 | 42,80 | 41,00 | 40,85 | 41,30 | | | | | | | | | 5 | | |
| 6 | 30,80 | 28,30 | 26,80 | 27,10 | 27,30 | 28,15 | | | | | | | | 6 | | |
| 7 | 22,45 | 20,30 | 18,95 | 19,20 | 19,35 | 20,10 | 20,60 | | | | | | | 7 | | |
| 8 | 17,15 | 15,15 | 13,95 | 14,20 | 14,35 | 15,00 | 15,45 | | | | | | | 8 | | |
| 9 | 13,50 | 11,65 | 10,50 | 11,75 | 10,90 | 11,45 | 11,85 | 11,10 | | | | | | 9 | | |
| 10 | | 9,05 | 8,00 | 12,35 | 11,35 | 10,35 | 10,50 | 10,95 | 10,05 | 9,90 | | | | 10 | | |
| 12 | | 5,50 | 4,50 | 9,80 | 9,25 | 8,80 | 9,35 | 9,80 | 9,00 | 8,35 | 7,65 | | | 12 | | |
| 14 | | | 2,25 | 7,25 | 6,70 | 6,30 | 6,85 | 7,25 | 6,50 | 5,90 | 5,90 | | | 14 | | |
| 16 | | | | 5,50 | 4,95 | 4,55 | 5,05 | 5,45 | 4,75 | 4,15 | 4,15 | | | 16 | | |
| 18 | | | | 4,15 | 3,65 | 3,25 | 3,75 | 4,15 | 3,45 | 2,85 | 2,85 | | | 18 | | |
| 20 | | | | 3,15 | 2,60 | 2,25 | 2,75 | 3,10 | 2,40 | 1,85 | 1,85 | | | 20 | | |
| 22 | | | | | 1,80 | 1,45 | 1,95 | 2,30 | 1,60 | 1,05 | 1,05 | | | 22 | | |
| 24 | | | | | 1,15 | 0,80 | 1,30 | 1,60 | 0,95 | | | | | 24 | | |
| 26 | | | | | | | | 1,05 | | | | | | 26 | | |
| T2 | 0 | 47 | 93 | 93 | 0 | 93 | 0 | 93 | 0 | 47 | 93 | 100 | T2 | | | |
| T3 | 0 | 0 | 0 | 47 | 0 | 93 | 47 | 93 | 93 | 93 | 93 | 100 | T3 | | | |
| T4 | 0 | 0 | 0 | 0 | 47 | 0 | 47 | 47 | 47 | 93 | 70 | 93 | 93 | 100 | T4 | |
| T5 | 0 | 0 | 0 | 0 | 47 | 0 | 47 | 0 | 47 | 0 | 70 | 93 | 93 | 93 | 100 | T5 |
| T6 | 0 | 0 | 0 | 0 | 47 | 0 | 47 | 0 | 47 | 0 | 70 | 93 | 93 | 93 | 100 | T6 |

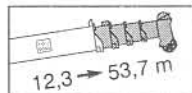
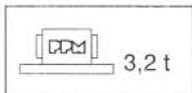
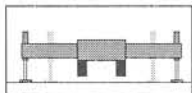
Counterweights / Counterweight / Gegengewicht / Contrapeso : 4,2 T.

ATT 1354
85%

Flèche principale - Main boom Hauptausleger - Pluma principal

FLECHE ENTIEREMENT TELESCOPIQUE DE 12,3 m A 53,7 m - FULLY TELESCOPIC BOOM FROM 12.3 m TO 53.7 m

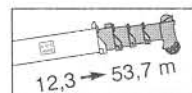
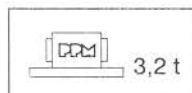
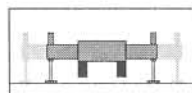
VOLL HYDRAULISCHER AUSLEGER VON 12,3 m BIS 53,7 m - PLUMA TELESCOPICA DE 12,3 M A 53,7 M



| | | FLECHE ENTIEREMENT TELESCOPIQUE DE 12 m A 53,7 m - FULLY TELESCOPIC BOOM FROM 12 m TO 53,7 m VOLL HYDRAULISCHER AUSLEGER VON 12 m BIS 53,7 m - PLUMA TELESCOPICA DE 12 M A 53,7 M | | | | | | | | | | | | | | | | |
|--|----|--|---------|---------|--------|-------|-------|--------|--------|--------|------|--------|--------|----|----|----|-----|----|
| | | 12,32 ⁽⁰⁾ m | 12,32 m | 16,15 m | 19,9 m | 24 m | 28 m | 31,7 m | 37,2 m | 43,2 m | 47 m | 50,8 m | 53,7 m | | | | | |
| | | | | | | | | | | | | | | | | | | |
| | 3 | 100,00 | 84,10 | 65,20 | 63,80 | | | | | | | | | | 3 | | | |
| | 4 | 70,45 | 69,45 | 62,75 | 57,40 | 41,45 | 42,20 | | | | | | | | 4 | | | |
| | 5 | 54,80 | 54,80 | 52,85 | 49,80 | 40,85 | 41,30 | | | | | | | | 5 | | | |
| | 6 | 44,30 | 44,30 | 42,50 | 41,35 | 39,75 | 37,90 | 35,80 | | | | | | | 6 | | | |
| | 7 | 36,85 | 36,85 | 35,10 | 34,00 | 34,20 | 33,75 | 31,90 | 22,95 | | | | | | 7 | | | |
| | 8 | 31,25 | 31,25 | 29,55 | 28,50 | 28,70 | 28,80 | 28,70 | 21,50 | | | | | | 8 | | | |
| | 9 | 26,10 | 26,85 | 25,20 | 24,20 | 24,35 | 24,50 | 25,05 | 19,95 | | | | | | 9 | | | |
| | 10 | | | 21,25 | 19,95 | 20,20 | 20,35 | 21,05 | 18,70 | 10,95 | | 10,05 | 9,90 | | 10 | | | |
| | 12 | | | 14,25 | 13,10 | 13,30 | 13,45 | 14,05 | 14,45 | 10,25 | 9,80 | 9,70 | 7,65 | | 12 | | | |
| | 14 | | | | 8,95 | 10,60 | 11,80 | 11,95 | 10,25 | 9,20 | 9,50 | 9,60 | 7,40 | | 14 | | | |
| | 16 | | | | 6,15 | 9,65 | 10,70 | 10,35 | 9,35 | 8,20 | 8,70 | 9,25 | 7,20 | | 16 | | | |
| | 18 | | | | | 8,85 | 8,55 | 8,15 | 8,55 | 7,40 | 7,90 | 7,75 | 6,80 | | 18 | | | |
| | 20 | | | | | 7,45 | 6,90 | 6,50 | 7,00 | 6,80 | 6,70 | 6,10 | 6,10 | | 20 | | | |
| | 22 | | | | | | 5,60 | 5,20 | 5,70 | 6,10 | 5,40 | 4,80 | 4,80 | | 22 | | | |
| | 24 | | | | | | 4,55 | 4,15 | 4,65 | 5,00 | 4,35 | 3,75 | 3,75 | | 24 | | | |
| | 26 | | | | | | | 3,30 | 3,80 | 4,15 | 3,45 | 2,90 | 2,90 | | 26 | | | |
| | 28 | | | | | | | 2,60 | 3,05 | 3,40 | 2,75 | 2,20 | 2,20 | | 28 | | | |
| | 30 | | | | | | | | 2,45 | 2,80 | 2,15 | 1,60 | 1,60 | | 30 | | | |
| | 32 | | | | | | | | 1,90 | 2,25 | 1,60 | 1,10 | 1,10 | | 32 | | | |
| | 34 | | | | | | | | 1,45 | 1,80 | 1,15 | | | | 34 | | | |
| | 36 | | | | | | | | | 1,40 | 0,80 | | | | 36 | | | |
| | 38 | | | | | | | | | 1,05 | | | | | 38 | | | |
| | T2 | 0 | 0 | 47 | 93 | 93 | 0 | 93 | 0 | 93 | 0 | 100 | 0 | 0 | 47 | 93 | 100 | T2 |
| | T3 | 0 | 0 | 0 | 0 | 47 | 0 | 93 | 47 | 93 | 93 | 100 | 93 | 93 | 93 | 93 | 100 | T3 |
| | T4 | 0 | 0 | 0 | 0 | 0 | 47 | 0 | 47 | 47 | 47 | 100 | 70 | 93 | 93 | 93 | 100 | T4 |
| | T5 | 0 | 0 | 0 | 0 | 0 | 47 | 0 | 47 | 0 | 47 | 0 | 70 | 93 | 93 | 93 | 100 | T5 |
| | T6 | 0 | 0 | 0 | 0 | 0 | 47 | 0 | 47 | 0 | 47 | 0 | 70 | 93 | 93 | 93 | 100 | T6 |

Contrepoids / Counterweight / Gegengewicht / Contrapeso : 3,2 T.

(1) Stabilisateurs en extension partielle / Sur l'arrière - Outriggers half-extended / Over rear - Abstützungen halb ausgefahren / Nach hinten - Estabilizadores intermedios / Hacia atras


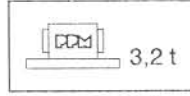



| | | FLECHE ENTIEREMENT TELESCOPIQUE DE 12 m A 53,7 m - FULLY TELESCOPIC BOOM FROM 12 m TO 53,7 m VOLL HYDRAULISCHER AUSLEGER VON 12 m BIS 53,7 m - PLUMA TELESCOPICA DE 12 M A 53,7 M | | | | | | | | | | | | | | |
|--|----|--|---------|--------|-------|-------|--------|--------|--------|-------|--------|--------|----|----|-----|----|
| | | 12,32 m | 16,15 m | 19,9 m | 24 m | 28 m | 31,7 m | 37,2 m | 43,2 m | 47 m | 50,8 m | 53,7 m | | | | |
| | | | | | | | | | | | | | | | | |
| | 3 | 72,40 | 65,20 | 60,00 | | | | | | | | | | | 3 | |
| | 4 | 58,35 | 56,80 | 55,85 | 41,45 | 42,20 | | | | | | | | | 4 | |
| | 5 | 43,95 | 40,95 | 39,10 | 39,45 | 39,70 | | | | | | | | | 5 | |
| | 6 | 29,45 | 27,00 | 25,45 | 25,75 | 25,95 | 26,80 | | | | | | | | 6 | |
| | 7 | 21,40 | 19,25 | 17,90 | 18,15 | 18,35 | 19,05 | 19,55 | | | | | | | 7 | |
| | 8 | 16,30 | 14,30 | 13,10 | 13,35 | 13,50 | 14,15 | 14,60 | | | | | | | 8 | |
| | 9 | 12,75 | 10,90 | 9,80 | 11,75 | 10,90 | 10,75 | 11,15 | 11,10 | | | | | | 9 | |
| | 10 | | 8,45 | 7,35 | 12,35 | 11,35 | 10,35 | 10,50 | 10,95 | 10,05 | 9,90 | | | | 10 | |
| | 12 | | 5,00 | 4,05 | 9,30 | 8,75 | 8,30 | 8,90 | 9,30 | 8,50 | 7,85 | 7,65 | | | 12 | |
| | 14 | | | 1,85 | 6,85 | 6,30 | 5,90 | 6,45 | 6,85 | 6,10 | 5,45 | 5,50 | | | 14 | |
| | 16 | | | | 5,15 | 4,60 | 4,20 | 4,75 | 5,10 | 4,40 | 3,80 | 3,80 | | | 16 | |
| | 18 | | | | 3,85 | 3,35 | 2,95 | 3,45 | 3,85 | 3,15 | 2,55 | 2,55 | | | 18 | |
| | 20 | | | | 2,85 | 2,35 | 2,00 | 2,45 | 2,85 | 2,15 | 1,60 | 1,60 | | | 20 | |
| | 22 | | | | | 1,60 | 1,20 | 1,70 | 2,05 | 1,40 | 0,80 | 0,85 | | | 22 | |
| | 24 | | | | | 0,95 | | 1,05 | 1,40 | | | | | | 24 | |
| | 26 | | | | | | | | 0,90 | | | | | | 26 | |
| | T2 | 0 | 47 | 93 | 93 | 93 | 0 | 93 | 93 | 100 | 93 | 0 | 47 | 93 | 100 | T2 |
| | T3 | 0 | 0 | 0 | 47 | 93 | 47 | 93 | 47 | 100 | 70 | 93 | 93 | 93 | 100 | T3 |
| | T4 | 0 | 0 | 0 | 0 | 0 | 47 | 47 | 47 | 100 | 70 | 93 | 93 | 93 | 100 | T4 |
| | T5 | 0 | 0 | 0 | 0 | 0 | 47 | 0 | 47 | 0 | 70 | 93 | 93 | 93 | 100 | T5 |
| | T6 | 0 | 0 | 0 | 0 | 0 | 0 | 0 | 0 | 0 | 70 | 93 | 93 | 93 | 100 | T6 |

Contrepoids / Counterweight / Gegengewicht / Contrapeso : 3,2 T.

ATT 1354 Extension 5 / 10 / 15 / 20 / 25 m - 5 / 10 / 15 / 20 / 25 m extension 85% Verlängerung 5 / 10 / 15 / 20 / 25 m - plumin 5 / 10 / 15 / 20 / 25 m


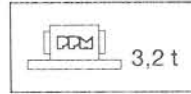
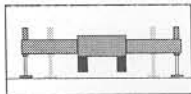
Stabilisateurs en extension totale - Outriggers fully extended
Abstützungen voll ausgefahren - Estabilizadores extendidos



| | Extension 5 m / 10 m / 15 m / 20 m / 25 m - 5 m / 10 m / 15 m / 20 m / 25 m extension Verlängerung 5 m / 10 m / 15 m / 20 m / 25 m - plumin 5 m / 10 m / 15 m / 20 m / 25 m | | | | | | | | | | | | | | | |
|----|--|------|------|---------------|------|------|----------------|------|------|----------------|------|------|----------------|------|------|----|
| | 45 m + 10 m | | | 50,79 m + 5 m | | | 50,79 m + 10 m | | | 50,79 m + 15 m | | | 50,79 m + 20 m | | | |
| | 0° | 15° | 26° | 0° | 15° | 26° | 0° | 15° | 26° | 0° | 15° | 26° | 0° | 15° | 26° | |
| 12 | 6,15 | | | 5,75 | 5,70 | | 3,95 | | | | | | | | | 12 |
| 14 | 5,55 | | | 5,65 | 5,60 | 5,30 | 3,90 | | | 2,50 | | | | | | 14 |
| 16 | 5,00 | 4,00 | 3,65 | 5,60 | 5,15 | 4,80 | 3,85 | 3,80 | | 2,40 | | | | | | 16 |
| 18 | 4,55 | 3,70 | 3,40 | 5,15 | 4,60 | 4,40 | 3,80 | 3,55 | 3,20 | 2,35 | 2,35 | | 1,85 | | | 18 |
| 20 | 4,10 | 3,40 | 3,10 | 4,60 | 4,25 | 4,00 | 3,70 | 3,20 | 2,95 | 2,30 | 2,30 | 2,10 | 1,85 | | | 20 |
| 22 | 3,75 | 3,15 | 2,90 | 4,20 | 3,85 | 3,70 | 3,40 | 2,95 | 2,75 | 2,30 | 2,15 | 1,95 | 1,80 | | | 22 |
| 24 | 3,45 | 2,95 | 2,75 | 3,70 | 3,55 | 3,40 | 3,10 | 2,70 | 2,55 | 2,25 | 1,95 | 1,80 | 1,80 | 1,75 | | 24 |
| 26 | 3,05 | 2,75 | 2,60 | 2,80 | 3,10 | 3,10 | 2,80 | 2,50 | 2,30 | 2,10 | 1,80 | 1,60 | 1,75 | 1,60 | | 26 |
| 28 | 2,30 | 2,60 | 2,40 | 2,10 | 2,35 | 2,45 | 2,55 | 2,25 | 2,15 | 1,90 | 1,60 | 1,50 | 1,70 | 1,45 | 1,35 | 28 |
| 30 | 1,70 | 2,10 | 2,30 | 1,50 | 1,70 | 1,80 | 1,90 | 2,10 | 2,00 | 1,75 | 1,50 | 1,40 | 1,55 | 1,35 | 1,25 | 30 |
| 32 | | 1,55 | 1,75 | 0,95 | 1,15 | 1,25 | 1,40 | 1,75 | 1,85 | 1,45 | 1,35 | 1,30 | 1,40 | 1,25 | 1,15 | 32 |
| 34 | | 1,05 | 1,20 | | | | 0,95 | 1,25 | 1,45 | 1,00 | 1,25 | 1,20 | 1,30 | 1,15 | 1,10 | 34 |
| 36 | | | | | | | | 0,85 | 1,00 | | | 1,05 | 1,10 | 1,15 | 1,05 | 36 |
| 38 | | | | | | | | | | | | 0,90 | 0,80 | 1,00 | 0,95 | 38 |
| 40 | | | | | | | | | | | | | | 0,90 | 0,85 | 40 |
| 42 | | | | | | | | | | | | | | 0,65 | 0,75 | 42 |
| 44 | | | | | | | | | | | | | | | 0,60 | 44 |

Contrepoids / Counterweight / Gegengewicht / Contrapeso : 3,2 T.

s)
e)

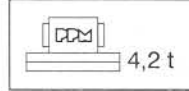



| | Extension 5 m / 10 m / 15 m / 20 m / 25 m - 5 m / 10 m / 15 m / 20 m / 25 m extension Verlängerung 5 m / 10 m / 15 m / 20 m / 25 m - plumin 5 m / 10 m / 15 m / 20 m / 25 m | | | | | | | | | | | | |
|----|--|------|------|----------------|------|------|----------------|------|------|----------------|------|------|----|
| | 53,70 m + 5 m | | | 53,70 m + 10 m | | | 53,70 m + 20 m | | | 53,70 m + 25 m | | | |
| | 0° | 15° | 26° | 0° | 15° | 26° | 0° | 15° | 26° | 0° | | 15° | |
| 14 | 4,50 | | | 3,05 | | | | | | | | 14 | |
| 16 | 4,00 | 3,60 | 3,45 | 2,95 | | | | | | | | 16 | |
| 18 | 3,60 | 3,25 | 3,10 | 2,90 | 2,55 | | 1,40 | | | | 0,75 | 18 | |
| 20 | 3,20 | 2,95 | 2,80 | 2,70 | 2,30 | 2,15 | 1,35 | | | | 0,75 | 20 | |
| 22 | 2,90 | 2,65 | 2,60 | 2,40 | 2,10 | 1,95 | 1,30 | | | | 0,70 | 22 | |
| 24 | 2,60 | 2,40 | 2,35 | 2,15 | 1,90 | 1,80 | 1,30 | 1,15 | | | 0,70 | 24 | |
| 26 | 2,35 | 2,20 | 2,10 | 1,95 | 1,75 | 1,60 | 1,25 | 1,05 | 1,00 | | 0,65 | 0,70 | 26 |
| 28 | 2,05 | 2,00 | 1,95 | 1,80 | 1,55 | 1,50 | 1,10 | 0,95 | 0,90 | | 0,65 | 0,65 | 28 |
| 30 | 1,45 | 1,70 | 1,75 | 1,55 | 1,40 | 1,35 | 1,00 | 0,90 | 0,85 | | 0,60 | 0,60 | 30 |
| 32 | 0,95 | 1,15 | 1,25 | 1,35 | 1,30 | 1,25 | 0,90 | 0,75 | 0,70 | | 0,60 | 0,50 | 32 |
| 34 | | | | 0,90 | 1,20 | 1,15 | 0,75 | 0,70 | 0,65 | | 0,50 | 0,45 | 34 |
| 36 | | | | | 0,80 | 1,00 | 0,65 | | | | | | 36 |

Contrepoids / Counterweight / Gegengewicht / Contrapeso : 3,2 T.

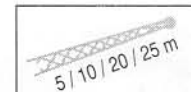
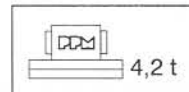
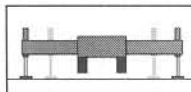
ATT 1354 Extension 5 / 10 / 15 / 20 / 25 m - 5 / 10 / 15 / 20 / 25 m extension 85% Verlängerung 5 / 10 / 15 / 20 / 25 m - plumin 5 / 10 / 15 / 20 / 25 m

Stabilisateurs en extension totale - Outriggers fully extended
Abstützungen voll ausgefahren - Estabilizadores extendidos



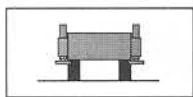
| m | Extension 5 m / 10 m / 15 m / 20 m / 25 m - 5 m / 10 m / 15 m / 20 m / 25 m extension Verlängerung 5 m / 10 m / 15 m / 20 m / 25 m - plumin 5 m / 10 m / 15 m / 20 m / 25 m | | | | | | | | | | | | | | | m |
|----|--|------|------|---------------|------|------|----------------|------|------|----------------|------|------|----------------|------|------|----|
| | 45 m + 10 m | | | 50,79 m + 5 m | | | 50,79 m + 10 m | | | 50,79 m + 15 m | | | 50,79 m + 20 m | | | |
| | 0° | 15° | 26° | 0° | 15° | 26° | 0° | 15° | 26° | 0° | 15° | 26° | 0° | 15° | 26° | |
| 12 | 6,15 | | | 5,75 | 5,70 | | 3,95 | | | | | | | | | 12 |
| 14 | 5,55 | | | 5,65 | 5,60 | 5,30 | 3,90 | | | 2,50 | | | | | | 14 |
| 16 | 5,00 | 4,00 | 3,65 | 5,60 | 5,15 | 4,80 | 3,85 | 3,80 | | 2,40 | | | | | | 16 |
| 18 | 4,55 | 3,70 | 3,40 | 5,15 | 4,60 | 4,40 | 3,80 | 3,55 | 3,20 | 2,35 | 2,35 | | 1,85 | | | 18 |
| 20 | 4,10 | 3,40 | 3,10 | 4,60 | 4,25 | 4,00 | 3,70 | 3,20 | 2,95 | 2,30 | 2,30 | 2,10 | 1,85 | | | 20 |
| 22 | 3,75 | 3,15 | 2,90 | 4,20 | 3,85 | 3,70 | 3,40 | 2,95 | 2,75 | 2,30 | 2,15 | 1,95 | 1,80 | | | 22 |
| 24 | 3,45 | 2,95 | 2,75 | 3,80 | 3,55 | 3,40 | 3,10 | 2,70 | 2,55 | 2,25 | 1,95 | 1,80 | 1,80 | 1,75 | | 24 |
| 26 | 3,15 | 2,75 | 2,60 | 3,10 | 3,25 | 3,10 | 2,80 | 2,50 | 2,30 | 2,10 | 1,80 | 1,60 | 1,75 | 1,60 | | 26 |
| 28 | 2,55 | 2,60 | 2,40 | 2,35 | 2,60 | 2,70 | 2,60 | 2,25 | 2,15 | 1,90 | 1,60 | 1,50 | 1,70 | 1,45 | 1,35 | 28 |
| 30 | 1,95 | 2,35 | 2,30 | 1,70 | 1,90 | 2,05 | 2,15 | 2,10 | 2,00 | 1,75 | 1,50 | 1,40 | 1,55 | 1,35 | 1,25 | 30 |
| 32 | 1,40 | 1,75 | 1,95 | 1,20 | 1,35 | 1,45 | 1,60 | 1,95 | 1,85 | 1,55 | 1,35 | 1,30 | 1,40 | 1,25 | 1,15 | 32 |
| 34 | 0,90 | 1,25 | 1,40 | | 0,85 | 0,95 | 1,15 | 1,45 | 1,65 | 1,20 | 1,25 | 1,20 | 1,30 | 1,15 | 1,10 | 34 |
| 36 | | 0,80 | 0,95 | | | | | 1,00 | 1,20 | 0,75 | 1,15 | 1,10 | 1,20 | 1,05 | 1,00 | 36 |
| 38 | | | | | | | | | 0,80 | | 0,80 | 1,00 | 1,00 | 1,00 | 0,95 | 38 |
| 40 | | | | | | | | | | | | | 0,65 | 0,90 | 0,85 | 40 |
| 42 | | | | | | | | | | | | | | 0,80 | 0,75 | 42 |
| 44 | | | | | | | | | | | | | | 0,50 | 0,70 | 44 |

Contrepoids / Counterweight / Gegengewicht / Contrapeso : 4,2 T.

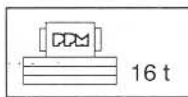


| m | Extension 5 m / 10 m / 15 m / 20 m / 25 m - 5 m / 10 m / 15 m / 20 m / 25 m extension Verlängerung 5 m / 10 m / 15 m / 20 m / 25 m - plumin 5 m / 10 m / 15 m / 20 m / 25 m | | | | | | | | | | m | | |
|----|--|------|------|----------------|------|------|----------------|------|------|----------------|------|------|----|
| | 53,70 m + 5 m | | | 53,70 m + 10 m | | | 53,70 m + 20 m | | | 53,70 m + 25 m | | | |
| | 0° | 15° | 26° | 0° | 15° | 26° | 0° | 15° | 26° | 0° | | 15° | |
| 14 | 4,50 | | | 3,05 | | | | | | | | 14 | |
| 16 | 4,00 | 3,60 | 3,45 | 2,95 | | | | | | | | 16 | |
| 18 | 3,60 | 3,25 | 3,10 | 2,90 | 2,55 | | 1,40 | | | | 0,75 | 18 | |
| 20 | 3,20 | 2,95 | 2,80 | 2,70 | 2,30 | 2,15 | 1,35 | | | | 0,75 | 20 | |
| 22 | 2,90 | 2,65 | 2,60 | 2,40 | 2,10 | 1,95 | 1,30 | | | | 0,70 | 22 | |
| 24 | 2,60 | 2,40 | 2,35 | 2,15 | 1,90 | 1,80 | 1,30 | 1,15 | | | 0,70 | 24 | |
| 26 | 2,35 | 2,20 | 2,10 | 1,95 | 1,75 | 1,60 | 1,25 | 1,05 | 1,00 | | 0,65 | 0,70 | 26 |
| 28 | 2,10 | 2,00 | 1,95 | 1,80 | 1,55 | 1,50 | 1,10 | 0,95 | 0,90 | | 0,65 | 0,65 | 28 |
| 30 | 1,70 | 1,80 | 1,75 | 1,55 | 1,40 | 1,35 | 1,00 | 0,90 | 0,85 | | 0,60 | 0,60 | 30 |
| 32 | 1,15 | 1,35 | 1,45 | 1,40 | 1,30 | 1,25 | 0,90 | 0,75 | 0,70 | | 0,60 | 0,50 | 32 |
| 34 | | 0,85 | 0,95 | 1,10 | 1,20 | 1,15 | 0,75 | 0,70 | 0,65 | | 0,50 | 0,45 | 34 |
| 36 | | | | | 1,00 | 1,05 | 0,65 | | | | | | 36 |

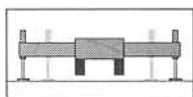
Contrepoids / Counterweight / Gegengewicht / Contrapeso : 4,2 T.



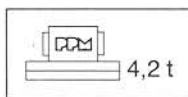
Charges sur pneus sur arrière
Free on wheels over the rear
Reifen über Hinterachse
Sobre neumáticos



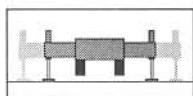
Contrepoids
Counterweight
Gegengewicht
Contrapeso



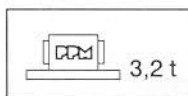
Stabilisateurs en extension totale
Outriggers fully extended
Abstützungen voll ausgefahren
Estabilizadores extendidos



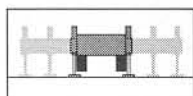
Contrepoids
Counterweight
Gegengewicht
Contrapeso



Stabilisateurs en extension partielle
Outriggers half-extended
Abstützungen halb ausgefahren
Estabilizadores intermedios



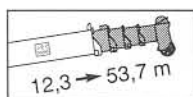
Contrepoids
Counterweight
Gegengewicht
Contrapeso



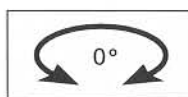
Stabilisateurs au ras du chassis
Outriggers unextended
Abstützungen nicht ausgefahren
Estabilizadores entrados



Rotation sur 360°
Over 360° slewing
Schwenkbereich 360°
Giro sobre 360°




Flèche télescopique de 12,3 m à 53,7 m
Telescopic boom from 12,3 m to 53,7 m
Hydraulischer Ausleger von 12,3 m bis 53,7 m
Pluma telescópica de 12,3 m a 53,7 m



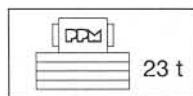
Sur l'arrière
Over rear
Nach hinten
Hacia atras



Extension 5 / 10 / 20 / 25 m
5 / 10 / 20 / 25 m extension
Verlängerung 5 / 10 / 20 / 25 m
pluminde 5 / 10 / 20 / 25 m



Charges conformes à la réglementation 85% (voir notes)
The rated loads are in accordance with 85% chart (see notes)
Traglasten entsprechend 85% Bestimmungen (siehehinweise)
Cargas conformes a las directivas 85%



Contrepoids
Counterweight
Gegengewicht
Contrapeso

NOTES

1 - Les charges indiquées sont les maximales couvertes par la garantie du constructeur. Elles sont données en tonnes métriques. Le poids des crochets et des accessoires de levage est à déduire des charges indiquées.

Déduction des charges :

● Utilisation de la flèche principale avec l'extension déployée : déduire 900 kg (extension 5 m), 1360 kg (extension 10 m), 1850 kg (extension 15 m), 2175 kg (extension 20 m), 3350 kg (extension 25 m).

● Moufle et crochet (voir tableau).

2 - Les charges à 85% correspondent à 85% de la charge de basculement pour la configuration sur stabilisateurs et à 75% pour la configuration sur pneumatiques.

3 - PPM se réserve le droit si nécessaire de modifier le matériel par rapport aux renseignements donnés ici à titre indicatif. Pour l'exploitation plus précise de la grue, se reporter dans tous les cas aux manuels de conduite et de tableaux de charges.

NOTES

1 - The tabulated loads are the maximum values covered by the manufacturer's guarantee. They are given in metric tonnes and include the weight of hook blocks and other hoisting equipment.

Deductions from rated loads :

● Use of main boom with extension erected : deduct 900 kg (5 m extension), 1360 kg (10 m extension), 1850 kg (15 m extension), 2175 kg (20 m extension), 3350 kg (25 m extension).

● Hook blocks (see specification chart).

2 - The 85% rated loads do not exceed 85% of the tipping load on outriggers and 75% of tipping load on tyres.

3 - PPM reserves the right to modify the above specifications which are given as a guide only (figures in accordance with metric system).

HINWEISE

1 - Die angegebenen Tragkräfte sind die maximalen Tragkräfte, die durch die Garantie des Herstellers abgedeckt werden. Sie sind in metrischen Tonnen angegeben. Das Gewicht der Haken,

Hakenflaschen und des Hubzubehörs ist von diesen angegebenen Tragkräften abzuziehen.

Tragkraftabzüge :

● Bei Arbeiten mit dem Hauptausleger bei angebauten Verlängerungen : abziehen 900 kg (verlängerung 5 m), 1360 kg (verlängerung 10 m), 1850 kg (verlängerung 15 m), 2175 kg (verlängerung 20 m), 3350 kg (verlängerung 25 m).

● Hakenflasche und Haken (siehe Tabelle).

2 - Die Lastwerte nach 85%-Norm entsprechen 85 % der Kipplast bei abgestütztem Gerät und 75 % der Kipplast bei Rüstzustand auf Rädern.

- PPM behält sich das Recht vor, falls erforderlich die Maschinen in Bezug auf die hier zu Ihrer Orientierung gegebenen Angaben zu ändern.

NOTAS

1 - Las cargas indicadas son las maximales cubiertas por la garantía del constructor. Están indicadas en Toneladas métricas. Los pesos de los motores, ganchos, eslingas, etc. deben reducirse de las cargas indicadas :

● Uso de la pluma principal con plumin montado efectuar una reducción de 900 kg (plumin 5 m), 1360 kg (plumin 10 m), 1850 kg (plumin 15 m), 2175 kg (plumin 20 m), 3350 kg (plumin 25 m).

● Reducción de pesos de motores y ganchos (según la table).

2 - Las cargas (85%) indicadas están referidas a las normas

3 - PPM se reserva el derecho de modificar los datos aquí indicados a título orientativo. Referar se a los catalogos específicos de la grua para óperar.

| ORGANES DE LEVAGE / HOOK BLOCKS AND HOOKS DIE LASTAUFNAHMEMITTEL | | | |
|---|-------------------------------|-----------------------------------|----------------------------|
| Forces de levage Lifting capacities Traglast | Pouilles Pulleys Rollen | Brins Parts of line Stränge | Poids Weight Gewicht |
| 100 t | 7 | 15 | 1030 kg |
| 65 t | 4 | 9 | 650 kg |
| 20 t | 1 | 3 | 240 kg |
| 7,5 t | — | 1 | 150 kg |

Z.I. La Saule - B.P. 106

71304 Montceau-les-Mines Cedex - FRANCE

Tél. (33) 03 85 67 38 00 - Fax (33) 03 85 67 39 35

TEREX CRANES

