



ORMIG

33 tmBP



GRU DIESEL-ELETTRICA
DIESEL-ELECTRIC CRANE



ORMIG S.p.A.

TEL. (+39) 0143.80051 r.a.
TELEFAX (+39) 0143.86568
E-mail: mktg@ormigspa.com
E-mail: sales@ormigspa.com
www.ormig.com - www.pickandcarry.com

ORMIG S.p.A.
PIAZZALE ORMIG
P.O. BOX 63
15076 OVADA (AL)
ITALY

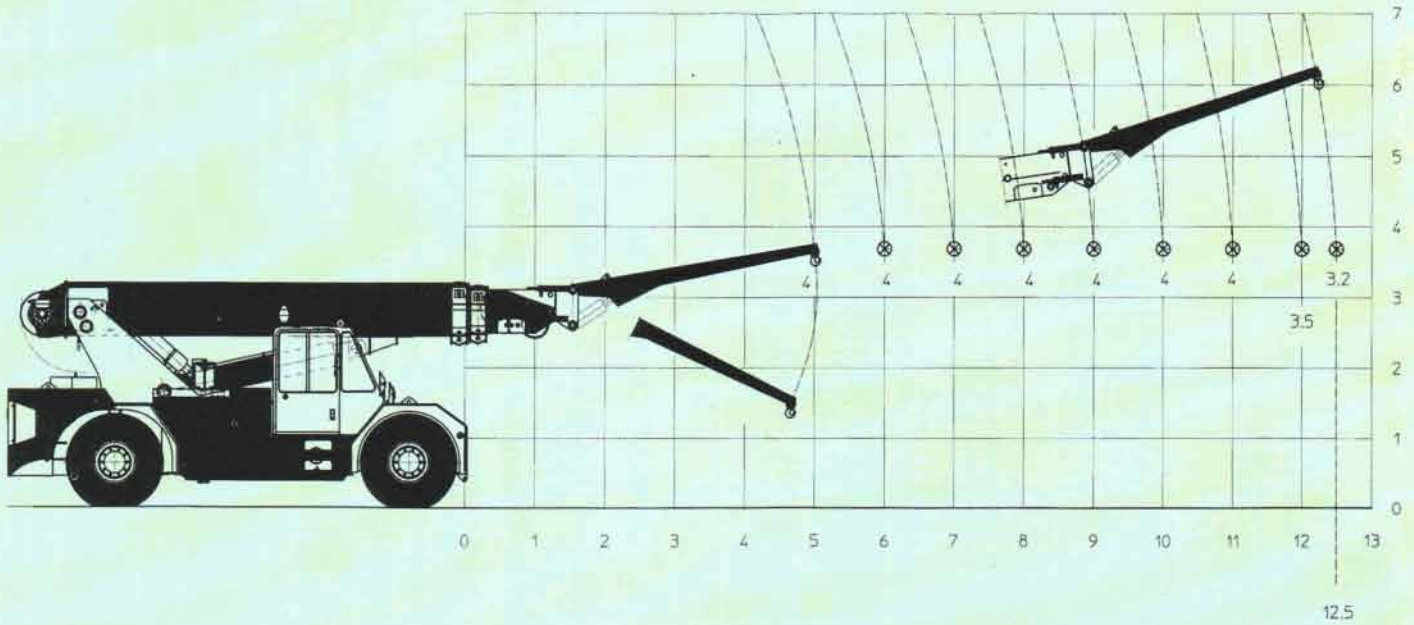
TECHNICAL FEATURES

- Frame:** Structure formed by two side-members fabricated from C-bended steel sheet, box-type, connected in the front and rear part by cross member, in the axles position
- Power:**
- DIESEL
 - ELECTRIC
- Power system in parallel for all the operations
- Engines:**
- Diesel IVECO AIFO, Euromot phase II, 132 kW power water cooling, fuel tank 250 litres
 - Electric motor for continuous current drive with series excitation, 36 kW power
 - Electric motor for the hydraulic system at continuous current with series excitation, 26 kW power
 - Electric motor for services installation at continuous current with compound excitation, 7 kW power
 - Electric motors with operations check by means of electronic unit
- Speed Gearboxes:**
- At diesel power: transmission with torque converter having 3 forward and 3 reverse speeds, 25 Km/h max speed
 - At electric power: mechanic gearbox at two ratios, engagement at stopped neutral position, rigidly connected to the front axle in the front part, 7 -8 km/h max speed
- Axles:** Front driving with rigid suspension, motion input from the converter with disengagement possibility at electric drive. Steering rear axle, oscillating at centre, with limit switch
- Tyres:** 14.00-24 PR28, twin tires in the front axle, single tires in the rear axle
- Steering System:** Hydraulic steering at two circuits, with main pump (one main pump connected to the heat engine with diesel feeding and one main pump connected to the electric motor of services with electric feeding) and emergency pump connected to the driving front axle, power-steering system with main valve. Minimum outside turning radius 6680 mm
- Braking System:** In compliance with EEC regulations for road travel.
Service brake with hydraulic control in the front and rear wheels, at power-assisted pedal control.
Mechanical parking brake acting in the front wheels with control by electric selector; hydraulic pump connected to the engine for the electric supply; pump connected to the electric motor of the services for the electric feeding
- Cab:** Steel structure, projected and manufactured in such a way as to assure the maximum visibility, complete with rear view mirrors, full instrumentation, windscreen wiper, ergonomic and adjustable seat.
The controls are operated by levers equipped with safety electric device against the unforeseen operations

- Electric System:**
- Diesel power: 24V with two starting accumulators 100 Ah and 720 A, starting motor, alternator 28V 70 A
 - Electric power: 96V (48 elements of accumulators) capacity 1000 Ah
 - Lights and auxiliary services: 24V c.c. by means of voltage reducer 96/24V and parallel starting accumulators
- Hydraulic System:**
- Diesel power: feeding by variable delivery pump, flanged to the power source of the gearbox, always under power of the heat engine.
 - Electric power: feeding by the variable delivery pump connected to the heat engine.
- Hydraulic tank capacity: 260 litres
- Boom:**
- Fabricated from plate at high strength, connected to the frame by means of the rear supporting parts.
- Telescopic type boom with a base section and two extensions which extraction is controlled by two double action cylinders. Derricking by means of double action cylinders
- Electronic unit:**
- Three separated electronic stations, one for each electric motor, in interface position.
- MOSFET technology equipped with starting self-diagnostic check and operations survey for prompt indications on the dashboard of eventual problems and type.
- Should the breakdown be of danger for the operator, the corresponding motion is cut out.
- Each electronic station keeps in storage all eventual failures occurred during the complete crane life
- Charge unit:**
- Formed by the battery unit on the crane with feeding possibility from the external electric line (fix unit) or from the alternator on the crane, with voltage of 23 kW at 400 V.
- Safety regulations**
- The crane is fitted with all safety devices as per regulations in force; it complies with safety and health rules as per Encl. 1 of Machine Directive 89/392 and subsequent amendment. Therefore, the mark "CE" is provided on the crane equipped with electronic safe load device
- Weights:**
- Total on road 28700 kg
 Front axle 10700 kg
 Rear axle 18000 kg
- Safe load device:**
- Electronic type with cut out of the operations which can cause dangerous conditions.
- Equipment on request:** Special flyjibs - fix hook at boom top - auxiliary counterweight

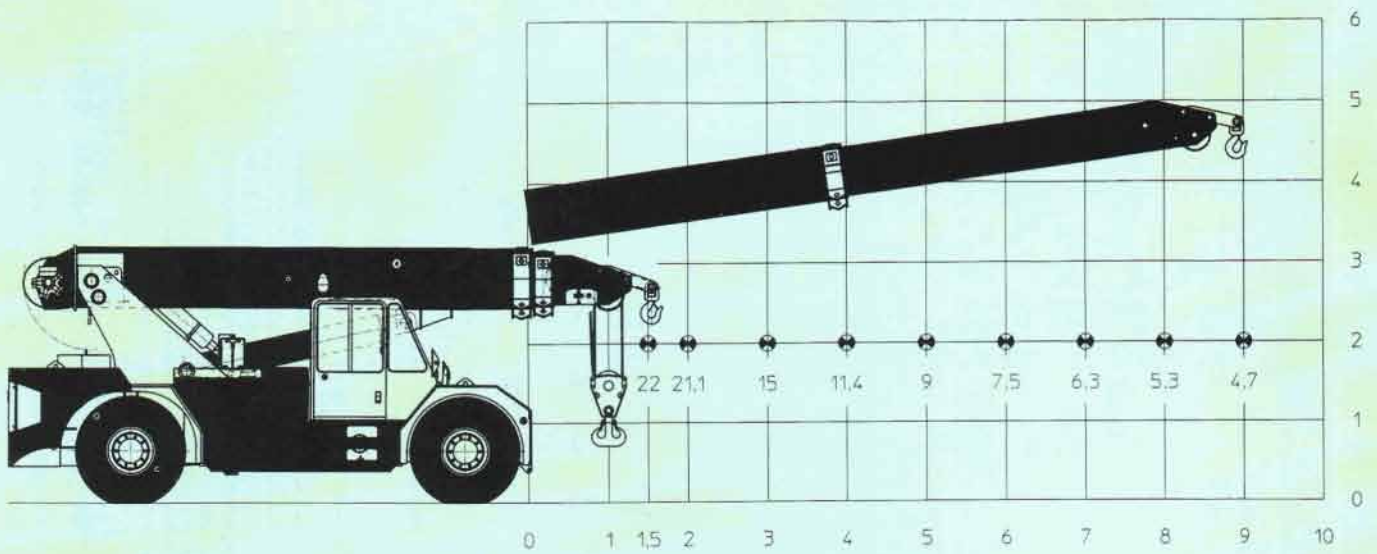
Din 15019.2

TABELLA PORTATA JIB A MOVIMENTAZIONE IDRAULICA (TON) HYDRAULIC MOTION FLY - JIB LIFTING CAPACITY CHART (TONNES)



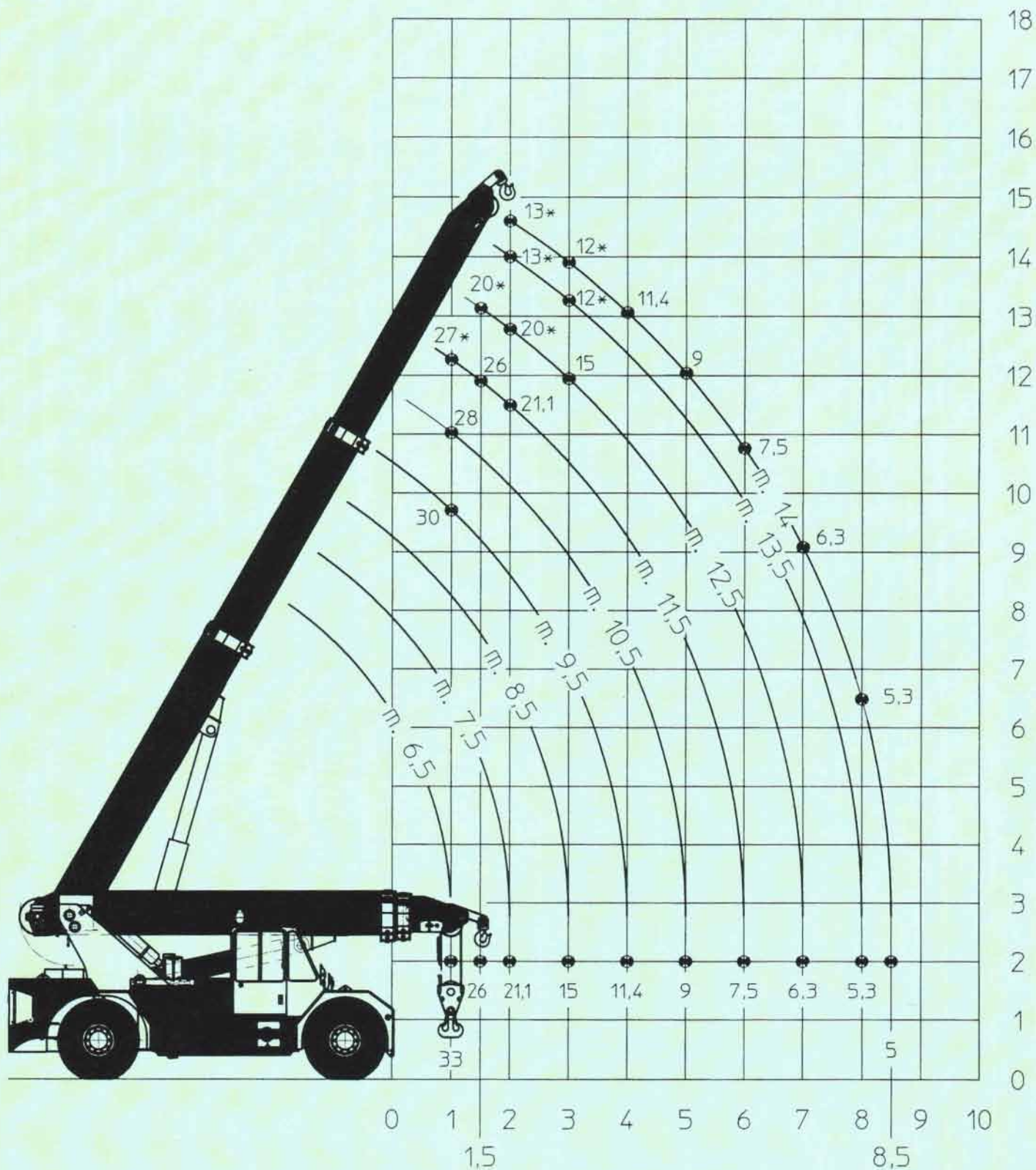
Din 15019.2

TABELLA PORTATA GANCIO FISSO LIFTING CAPACITY CHART WITH FIX HOOK



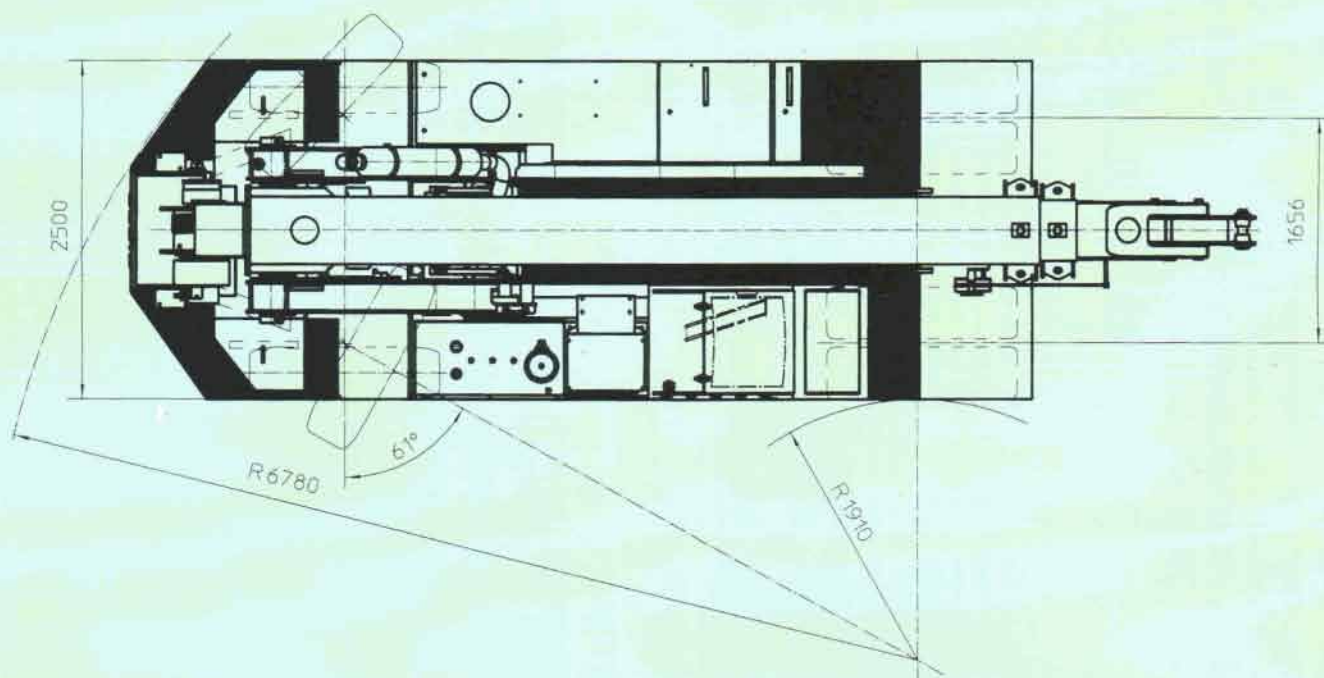

Din 15019.2

TABELLA PORTATA DI SOLLEVAMENTO LIFTING CAPACITY CHART



* Portate determinate da fattori diversi dal ribaltamento
 * Capacities determined by factors other than tipping load

DIMENSIONI GENERALI GENERAL DIMENSIONS



TEL. (+39) 0143.80051 r.a.
TELEFAX (+39) 0143.86568
E-mail: mktg@ormigspa.com
E-mail: sales@ormigspa.com
www.ormig.com - www.pickandcarry.com

ORMIG S.p.A.
PIAZZALE ORMIG
P.O. BOX 63
15076 OVADA (AL)
ITALY