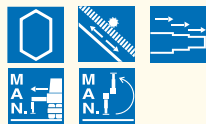




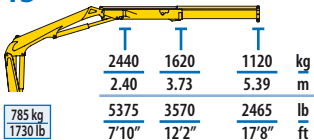
Standard



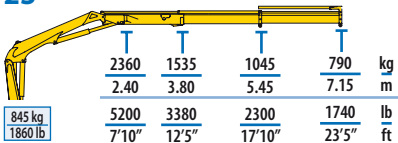
Optional



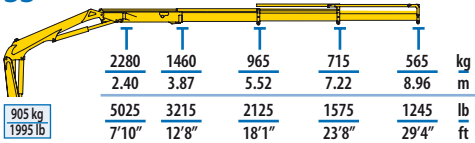
1S



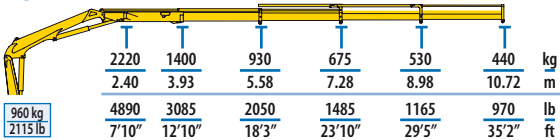
2S



3S



4S



MODEL							
	txm	(°)	mm	mm	mm	mm	t
1S	6,04	370	1990	2215	545	4620	6,5
2S	5,84	370	1990	2215	545	4620	6,5
3S	5,64	370	1990	2215	545	4620	6,5
4S	5,50	370	1990	2290	545	4620	6,5

MODEL							
	lb*ft	(°)	in	in	in	in	lb
1S	43700	360	78	87	21	182	14330
2S	42250	360	78	87	21	182	14330
3S	40810	360	78	87	21	182	14330
4S	39790	360	78	90	21	182	14330