



NEED THE BEST?  
**get a harlo.**

**HP5000** powered by  
**CUMMINS**

**HARLO**  
PRODUCTS  
MATERIAL HANDLING DIVISION



## THE HARLO REPUTATION FOR QUALITY

We build durable, reliable and rugged rough terrain forklifts that pick up more, lift loads higher and still maneuver the tight spots better.

And your new Harlo will do it all faster than the competition.




## SERVICEABILITY

- Easy access
- Readily available parts
- Expert technical support
- Superior customer service

## SAFETY

- A.N.S.I. B 56.6 safety compliant
- Excellent visibility
- Sturdy falling objects protection
- Sure footed stability
- Easy operator access



## QUALITY

- Heavy gage steel construction
- Superior weld quality
- Assembled with pride
- O-ring seal hydraulic connections
- Over 50 years experience
- High resale value

## RELIABILITY

- Long life
- Engineered for tough conditions
- Service support
- Drive line built to last
- Sealed electrical connections
- Heavy duty fasteners



## PERFORMANCE

- Industry leading horse power
- Industry leading top speed
- Tight turning radius
- Best in class lift capacity





## HARLO

Harlo's reputation as the best in the industry is no accident. As a third generation, family owned business we have served the rough terrain vertical mast industry since the late 40s.

That reputation for quality and dependability makes Harlo owners the most loyal customers out there. They know that buying a Harlo gives them the most for their money. Make sure your rough

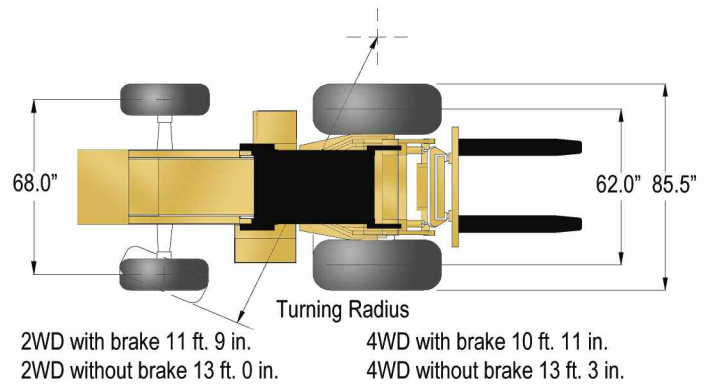
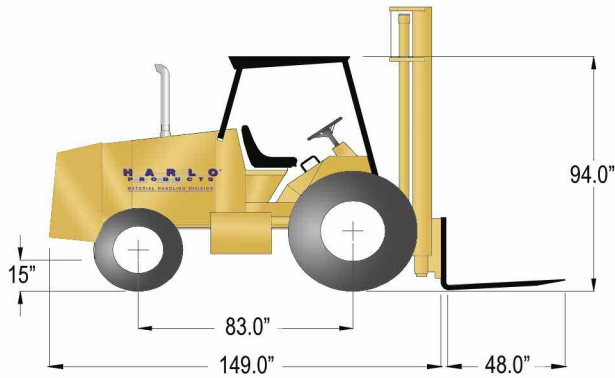
terrain forklift is out on the job making you money—not sitting in the shop costing you. Make sure it's a Harlo.

Featuring the most horsepower in its class, Harlo's HP Line is designed to go the extra mile. With low-end torque and increased lift capacity you can be more efficient and more profitable. Don't settle for less. When you need the best, get a Harlo.

[www.HARLO.com](http://www.HARLO.com)

**1.800.391.4151**

# HP5000 powered by CUMMINS



## MAST OPTIONS


CAPACITY	LIFT HEIGHT	OVERALL LOWERED	OVERALL EXTENDED	CARRIAGE WIDTH	2WD WEIGHT	4WD WEIGHT	FREE LIFT	CAPACITY AT 24" LOAD CENTER
5000 lbs	12 ft. 2 Stg.	110 in.	-	48 in.	11,697 lb.	11,897 lb.	none	5000# to 12'
5000 lbs Free Lift	14 ft. 3 Stg.	94 in.	-	42 in.	11,947 lb.	12,147 lb.	58 in.	5000# to 14'

## ENGINE

make/model/type	cummins QSB 4.5 electronic / 4 cycle diesel
aspiration	turbocharged / charge air cooled
number of cylinders	4
displacement	275 cubic inches
bore/stroke	4.21 inches / 4.88 inches
compression ratio	17.2:1
net engine horse power	110 hp at 2500 rpm
maximum net torque	347 ft-lbs at 1300 rpm
fuel injection	bosch common rail - electronic

## DIMENSIONS

ht top overhead guard	94 in
wheel base	83 in
drive tread width	62 in
steer tread width - 2WD	68 in
steer tread width - 4WD	66 in
underclearance	15.0 in
mast tilt	13° forward; 13° rearward
overall width	79 in
overall length (less forks)	149 in



**distributed by:**