

# F660AXP



**evolution**  
CONCEPT

english


italiano

français

deutsch

español

nederlands



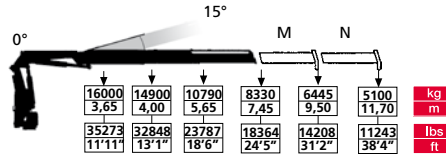
cranes without compromise

**FASSI**

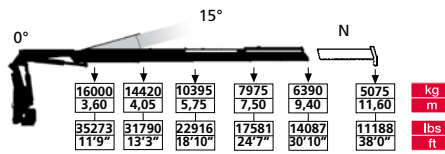
CRANES WITHOUT COMPROMISE



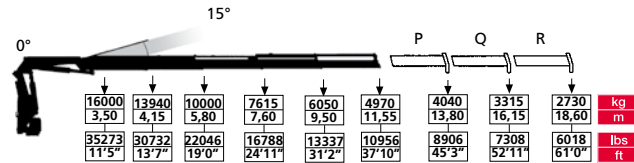
**F660AXP.22**



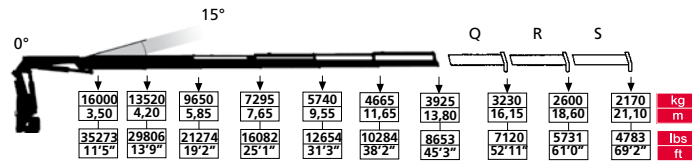
**F660AXP.23**



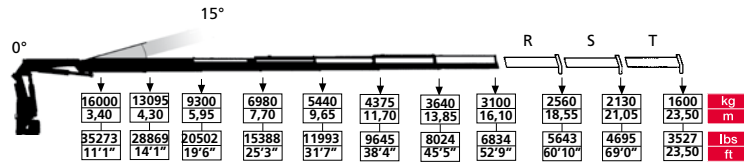
**F660AXP.24**



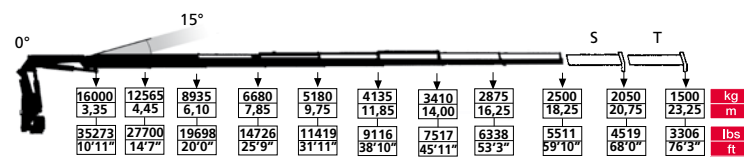
**F660AXP.25**



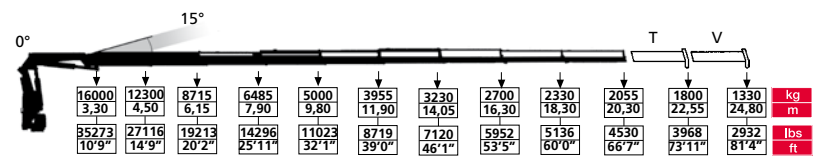
**F660AXP.26**



**F660AXP.27**

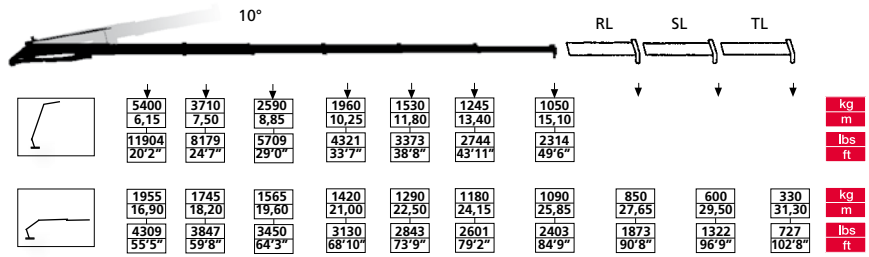


**F660AXP.28**

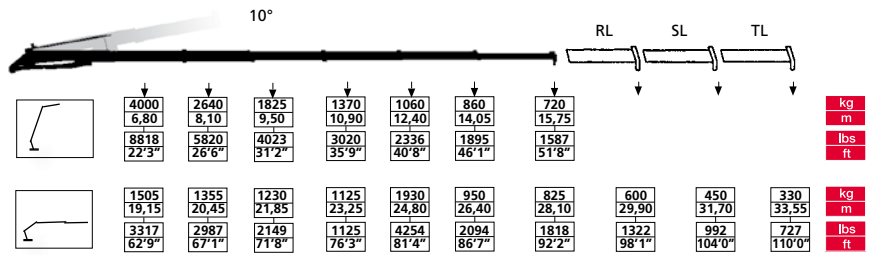


	T		R		°		km/h		MPa		l/min		oil			
	tm	lbs.ft	m	ft	kNm	lbs.ft	Mpa	psi	l/min	gal/min	l	gal	kg	lbs		
F660AXP.22	62,5	452062	7,45	24'5"	360	CONTINUOS	45,0	33199	34,0	4930	70-80	18-21	250	66	5100	11243
F660AXP.23	60,5	437596	9,40	30'10"	360	CONTINUOS	45,0	33199	34,0	4930	70-80	18-21	250	66	5435	11982
F660AXP.24	58,0	419514	11,55	7'10"	360	CONTINUOS	45,0	33199	34,0	4930	70-80	18-21	250	66	5765	12709
F660AXP.25	56,8	410834	13,80	45'3"	360	CONTINUOS	45,0	33199	34,0	4930	70-80	18-21	250	66	6075	13392
F660AXP.26	56,3	407218	16,10	52'9"	360	CONTINUOS	45,0	33199	34,0	4930	70-80	18-21	250	66	6365	14032
F660AXP.27	57,0	412281	18,25	59'10"	360	CONTINUOS	45,0	33199	34,0	4930	70-80	18-21	250	66	6575	14495
F660AXP.28	55,3	399985	20,30	66'7"	360	CONTINUOS	45,0	33199	34,0	4930	70-80	18-21	250	66	6755	14892

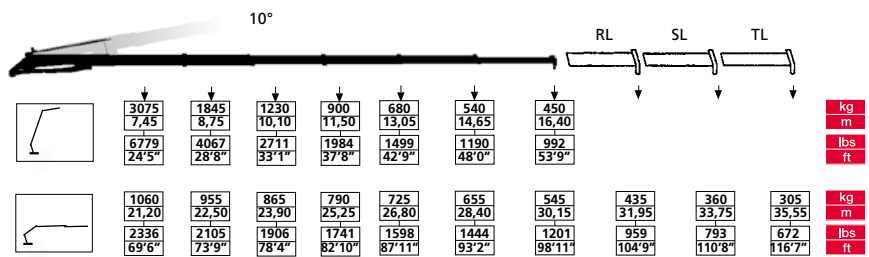
**F660AXP.25 L516**



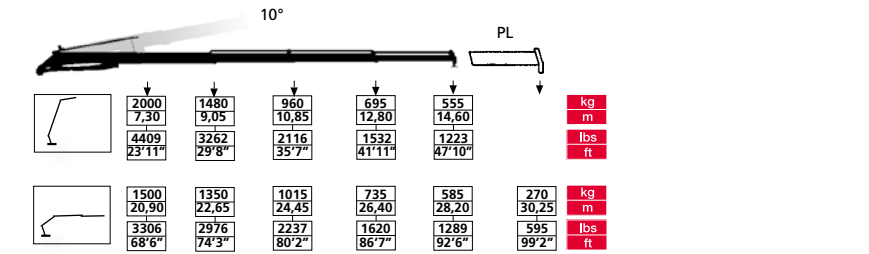
**F660AXP.26 L426**



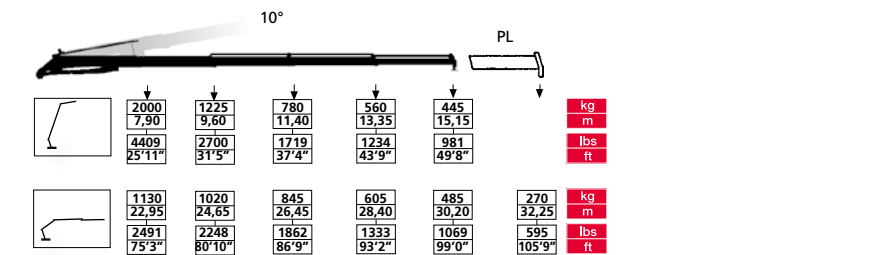
**F660AXP.27 L426**



**F660AXP.27 L214**

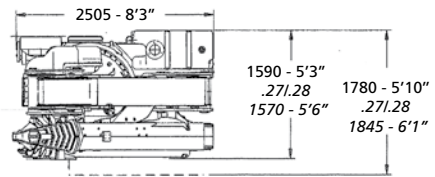
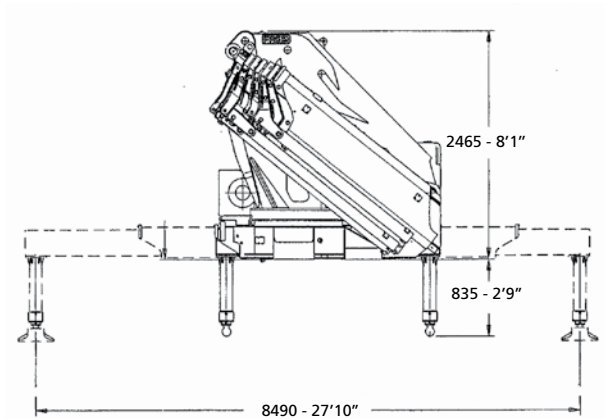


**F660AXP.28 L214**

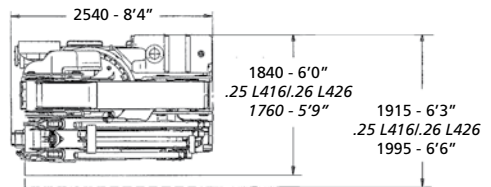
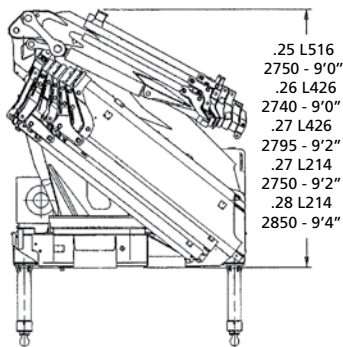


	tm	lbs.ft	m	ft	°	kNm	lbs.ft	Mpa	psi	l/min	gal/min	oil	gal	kg	lbs
F660AXP.25 L516	56,8	410834	25,85	84'9"	360 CONTINUOUS	45,0	33199	34,0	4930	70-80	18-21	250	66	7580	16710
F660AXP.26 L426	56,3	407218	28,10	92'2"	360 CONTINUOUS	45,0	33199	34,0	4930	70-80	18-21	250	66	7685	16942
F660AXP.27 L426	57,0	412281	30,15	98'11"	360 CONTINUOUS	45,0	33199	34,0	4930	70-80	18-21	250	66	7910	17438
F660AXP.27 L214	57,0	412281	28,20	92'6"	360 CONTINUOUS	45,0	33199	34,0	4930	70-80	18-21	250	66	7360	16225
F660AXP.28 L214	55,3	399985	30,20	99'0"	360 CONTINUOUS	45,0	33199	34,0	4930	70-80	18-21	250	66	7555	16655

# F660AXP



# L SERIE



<b>L214</b>	650 kg /1432 lbs	<b>L426</b>	1200 kg /2645 lbs	<b>L516</b>	1400 kg /3086 lbs
<b>PL</b>	21 kg / 46 lbs	<b>RL</b>	36 kg / 79 lbs	<b>RL</b>	36 kg / 79 lbs
		<b>SL</b>	25 kg / 55 lbs	<b>SL</b>	25 kg / 55 lbs
		<b>TL</b>	15 kg / 33 lbs	<b>TL</b>	15 kg / 33 lbs



Dati e dimensioni sono forniti a titolo indicativo e non impegnativo - Toutes les données et descriptions sont fournies à titre indicatif, sans engagement - Unverbindliche Angaben, Konstruktionsänderungen vorbehalten  
 Data and descriptions are approximate and not binding - Datos y descripciones todos a título indicativo y no imperativo - Specificaties zijn niet bindend, wijzigingen derhalve voorbehouden



FASSI GRU S.p.A. - Via Roma, 110 - 24021 Albino (Bergamo) ITALY  
 Tel- +39 035 776400 - Fax +39 035 755020  
<http://www.fassigroup.com> E-mail: [fassif@fassigroup.com](mailto:fassif@fassigroup.com)

