

# Link-Belt® HC-258 lifting crane capacities — tapered boom

PCSA Class 21-1346  
Refer to notes page 9.

**Boom** — tubular; 80" (2.03 m) wide, 68" (1.73 m) deep with 45' (13.72 m) long tapered top section, 1½" (38 mm) diameter boom pendants, boom live mast, and boom midpoint suspension pendants as required.

**Jib** — tubular; 32" (0.81 m) wide, 24" (0.61 m) deep.

**Counterweights** — Refer to charts below.

**Mounting** — rubber tire mobile base: FMC; 12 x 6 drive, 288" (7.32 m) wheelbase, 11' 10" (3.61 m) wide.

## GENERAL INFORMATION ONLY

Counterweights					
"A" upper		"AB" upper		"A" bumper	
Pounds	kilograms	Pounds	kilograms	Pounds	kilograms
21,000	9 526	70,000	31 752	22,500	10 206

Tapered boom or boom + jib machine can lift off ground unassisted, without load. ①

Standard HC-258 must be equipped with the counterweight combinations below when the indicated boom or boom + jib lengths are used.	Minimum/maximum boom or boom + jib lengths allowed	On outriggers							
		Over rear				Over side			
		Boom		Boom + jib		Boom		Boom + jib	
		Feet	meters	Feet	meters	Feet	meters	Feet	meters
"A" upper and "A" bumper	Minimum	120	36.58	120 + 30	36.58 + 9.14	120	36.58	120 + 30	36.58 + 9.14
	Maximum	290	88.39	250 + 70	76.20 + 21.34	250	76.20	210 + 70	64.01 + 21.34
"AB" upper and "A" bumper	Minimum	Not applicable		260 + 30	79.25 + 9.14	Not applicable			
	Maximum	Not applicable		300 + 70	91.44 + 21.34	Not applicable			
"AB" upper and no bumper counterweight	Minimum	120	36.58	120 + 30	36.58 + 9.14	120	36.58	120 + 30	36.58 + 9.14
	Maximum	310	94.49	270 + 70	82.30 + 21.34	290	88.39	250 + 70	76.20 + 21.34

With "A" upper and "A" bumper counterweight up to 200' (60.96 m) of boom can be lifted on tires over rear. ②

Machine travel with tapered boom or boom + jib, with no load. ①

Standard HC-258 must be equipped with the counterweight combinations below when the indicated boom or boom + jib lengths are used.	Minimum/maximum boom or boom + jib lengths allowed	On tires ②							
		Jobsite moves at 1 m.p.h. (1.61 km/h) boom at 80° boom angle, upper facing rear only.				Jobsite moves at 5 m.p.h. (8.05 km/h), with boom horizontal over rear and supported with standard suspension.			
		Boom		Boom + jib		Boom		Boom + jib	
		Feet	meters	Feet	meters	Feet	meters	Feet	meters
"A" upper and "A" bumper	Minimum	120	36.58	Not applicable		120	36.58	120 + 30	36.58 + 9.14
	Maximum	290	88.39	Not applicable		170	51.82	130 + 70	39.62 + 21.34
"AB" upper and "A" bumper	Minimum	Not applicable		260 + 30	79.25 + 9.14	120	36.58	120 + 30	36.58 + 9.14
	Maximum	Not applicable		300 + 70	91.44 + 21.34	180	54.86	140 + 70	42.67 + 21.34
"AB" upper and no bumper counterweight	Minimum	120	36.58	120 + 30	36.58 + 9.14	120	36.58	120 + 30	36.58 + 9.14
	Maximum	310	94.49	250 + 70	76.20 + 21.34	170	51.82	130 + 70	39.62 + 21.34

① Limited to 85% of available stability with machine standing level on firm supporting surface.

② Air pressure in front and rear tires to be 100 p.s.i. (690 kPa) at 1 m.p.h., and 95 p.s.i. (655 kPa) at 5 m.p.h.

Note: Hook block may be carried only when attached to carrier.

# HC-258 lifting crane capacities — with tapered boom

Mounting — rubber tire mobile base; FMC 12 x 6 drive, 288" (7.32 m) wheelbase, 11' 10" (3.61 m) wide.

Boom — tubular; 80" (2.03 m) wide, 68" (1.73 m) deep with 45° (13.72 m) long tapered top section, 1½" (38 mm) diameter boom pendants, boom live mast, and boom midpoint suspension pendants as required.

Counterweights — Refer to charts page 1.

Length	HC-258 tapered boom				"A" upper & "A" bumper counterweights						"AB" upper & no bumper counterweights						
	Radius		Angle Degrees	Boom point height Feet	On outriggers		On tires (static)		On outriggers		On tires (static)		On outriggers		On tires (static)		
	Feet	meters			Over rear Pounds	Over side and 360° swing kilograms	Over rear Pounds	Over side kilograms	Over rear Pounds	Over side kilograms	Over rear Pounds	Over side kilograms	Over rear Pounds	Over side kilograms	Over rear Pounds	Over side and 360° swing kilograms	
120' (36.58 m)	21	6.40	81.7	125' 10"	38.36	200.0*	90.7*	104.7*	47.4*	70.0*	31.7*	200.0*	90.7*	200.0*	90.7*	88.9*	196.2*
	25	7.62	79.8	125' 2"	38.16	176.1*	79.8*	93.5	42.4	59.4*	26.9*	196.2*	88.9*	196.2*	196.2*	88.9*	196.2*
	30	9.14	77.3	124' 2"	37.85	145.4*	65.9*	75.1	34.0	49.6*	22.4*	184.2*	83.5*	184.2*	184.2*	83.5*	184.2*
	35	10.67	74.9	122' 11"	37.47	141.3*	64.0*	62.5	28.3	42.2*	19.1*	157.8*	71.5*	157.8*	157.8*	71.5*	157.8*
	40	12.19	72.4	121' 6"	37.02	122.6*	55.6*	53.2	24.1	36.8*	16.6*	136.6*	61.0	136.6*	136.6*	61.0	136.6*
	50	15.24	67.3	117' 10"	35.90	95.9*	43.4*	40.4	18.3	27.9	12.6	105.0*	47.6*	105.0*	105.0*	47.6*	105.0*
	60	18.29	62.0	113' 1"	34.46	76.9	34.8	30.4	14.6	21.5	9.7	83.7*	37.9*	83.7*	83.7*	37.9*	83.7*
	70	21.34	56.4	107' 1"	32.64	62.5	28.3	25.5	11.9	17.1	7.7	69.0	31.2	69.0	69.0	31.2	69.0
	80	24.38	50.5	99' 8"	30.39	52.2	23.6	20.6	8.4	13.8	6.2	57.7	26.1	57.7	57.7	26.1	57.7
	90	27.43	44.0	90' 5"	27.57	44.5	20.1	17.4	7.1	11.3	5.1	49.3	22.3	49.3	49.3	22.3	49.3
	100	30.48	36.6	78' 8"	23.97	38.5	17.4	15.8	6.1	9.3	4.2	42.8	19.4	42.8	42.8	19.4	42.8
	110	33.53	27.6	62' 8"	19.11	33.9	15.3	13.6	5.3	7.6	3.4	37.6	17.0	37.6	37.6	17.0	37.6
120	36.58	14.2	36' 6"	11.13	30.0	13.6	11.7	4.4	6.2	2.8	33.5	15.1	33.5	33.5	15.1	33.5	
130' (39.62 m)	23	7.01	81.4	135' 8"	41.35	193.9*	87.9*	99.5*	45.1*	63.8*	28.9*	193.9*	87.9*	193.9*	193.9*	87.9*	193.9*
	25	7.62	80.6	135' 4"	41.25	175.6*	79.6*	93.2	42.2	58.8*	26.6*	189.0*	85.7*	189.0*	189.0*	85.7*	189.0*
	30	9.14	78.3	134' 5"	40.97	144.3*	65.7*	74.7	33.8	49.0*	22.2*	174.6*	79.1*	174.6*	174.6*	79.1*	174.6*
	35	10.67	76.0	133' 3"	40.62	140.9*	63.9*	62.2	28.2	41.7*	18.9*	156.2*	70.8*	156.2*	156.2*	70.8*	156.2*
	40	12.19	73.8	131' 11"	40.21	122.2*	55.4*	52.9	23.9	36.3*	16.4*	134.3*	60.9*	134.3*	134.3*	60.9*	134.3*
	50	15.24	69.1	128' 7"	39.19	95.5*	43.3*	40.0	18.1	27.6*	12.5	103.8*	47.0*	103.8*	103.8*	47.0*	103.8*
	60	18.29	64.3	124' 3"	37.87	76.6*	34.7*	31.9	14.4	21.2	9.6	82.7*	37.5*	82.7*	82.7*	37.5*	82.7*
	70	21.34	59.3	118' 11"	36.24	62.3	28.2	25.5	9.8	16.8	7.6	68.8	31.2	68.8	68.8	31.2	68.8
	80	24.38	54.0	112' 4"	34.24	52.0	23.0	20.0	8.3	13.5	6.1	57.5	26.0	57.5	57.5	26.0	57.5
	90	27.43	48.4	104' 3"	31.79	44.3	20.0	17.3	7.0	11.0	4.9	49.1	22.2	49.1	49.1	22.2	49.1
	100	30.48	42.2	94' 5"	28.77	38.3	17.3	15.2	6.0	9.0	4.0	42.6	19.3	42.6	42.6	19.3	42.6
	110	33.53	35.1	81' 11"	24.96	33.7	15.2	13.4	5.2	7.4	3.3	37.4	16.9	37.4	37.4	16.9	37.4
120	36.58	26.5	65' 1"	19.85	29.8	13.5	11.5	4.4	6.0	2.7	33.3	15.1	33.3	33.3	15.1	33.3	
130	39.62	13.6	37' 9"	11.50	26.5	12.0	10.7	3.7	4.8	2.1	29.7	13.4	29.7	29.7	13.4	29.7	
140' (42.67 m)	24	7.32	81.6	145' 7"	44.38	181.1*	82.1*	96.7*	43.8*	60.6*	27.4*	181.1*	82.1*	181.1*	181.1*	82.1*	181.1*
	25	7.62	81.2	145' 6"	44.34	179.0*	81.1*	92.9	42.1	58.3*	26.4*	179.0*	81.1*	179.0*	179.0*	81.1*	179.0*
	30	9.14	79.2	144' 7"	44.08	164.9*	74.7*	74.4	33.7	48.5*	21.9*	168.5*	76.4*	168.5*	168.5*	76.4*	168.5*
	35	10.67	77.1	143' 7"	43.75	140.3*	63.6*	61.9	28.0	41.1*	18.6*	154.7*	70.1*	154.7*	154.7*	70.1*	154.7*
	40	12.19	75.0	142' 4"	43.37	121.6*	55.1*	52.5	23.8	35.8*	16.2*	132.9*	60.2*	132.9*	132.9*	60.2*	132.9*
	50	15.24	70.7	139' 3"	42.43	95.1*	43.1*	39.7	18.0	27.3	12.3	102.6*	46.5*	102.6*	102.6*	46.5*	102.6*
	60	18.29	66.3	135' 3"	41.23	76.2*	34.5*	31.6	14.3	20.9	9.4	81.7*	37.0*	81.7*	81.7*	37.0*	81.7*
	70	21.34	61.7	130' 5"	39.74	62.0	28.1	25.7	11.6	16.5	7.4	68.6	31.1	68.6	68.6	31.1	68.6
	80	24.38	57.0	124' 6"	37.94	51.7	23.4	21.3	9.6	13.2	5.9	57.2	25.9	57.2	57.2	25.9	57.2
	90	27.43	51.9	117' 4"	35.76	44.0	19.9	17.2	8.1	10.7	4.8	48.8	22.1	48.8	48.8	22.1	48.8
	100	30.48	46.5	108' 8"	33.73	38.0	17.2	15.2	6.8	8.7	3.9	42.3	19.1	42.3	42.3	19.1	42.3
	110	33.53	40.6	98' 2"	29.92	33.5	15.1	13.0	5.8	7.1	3.2	37.1	16.8	37.1	37.1	16.8	37.1
120	36.58	33.8	85' 0"	25.90	29.6	13.4	11.2	5.0	5.7	2.5	33.1	15.0	33.1	33.1	15.0	33.1	
130	39.62	25.5	67' 5"	20.55	26.3	11.9	9.6	4.3	4.6	2.0	29.5	13.3	29.5	29.5	13.3	29.5	
140	42.67	13.1	38' 11"	11.86	23.6	10.7	8.3	3.7	3.6	1.6	26.5	12.0	26.5	26.5	12.0	26.5	

⊙ ⊙ ⊙ — Refer to page 9. Capacities shown in thousand pounds and thousand kilograms.

(continued)

GENERAL INFORMATION ONLY

**GENERAL INFORMATION ONLY**

Length	HC-258 tapered boom				"A" upper & "A" bumper counterweights				"AB" upper & no bumper counterweights					
	Radius		Boom point height		On outriggers		On tires (static)		On outriggers		On tires (static)		On outriggers	
	Feet	meters	Feet	meters	Pounds	Kilograms	Pounds	Kilograms	Pounds	Kilograms	Pounds	Kilograms	Pounds	Kilograms
150' (45.72 m)	26	7.92	81.4	47.38	170.2	77.2	167.3	75.8	40.0	55.4	25.1	170.2	77.2	
	30	9.14	79.9	47.17	162.2	73.5	143.9	65.2	33.5	47.9	21.7	162.2	73.5	
	35	10.67	77.9	46.88	139.8	63.4	121.8	55.2	27.8	40.6	18.4	152.8	69.3	
	40	12.19	76.0	46.52	121.1	54.9	99.4	45.0	23.6	35.2	15.9	131.7	59.7	
	50	15.24	72.0	45.65	94.7	42.9	67.0	30.3	17.8	27.0	12.2	101.6	46.0	
	60	18.29	67.9	44.54	75.8	34.3	49.4	22.4	14.1	20.6	9.3	80.8	36.6	
	70	21.34	63.8	43.17	61.8	28.0	38.4	17.4	11.4	16.1	7.3	68.2	30.9	
	80	24.38	59.4	41.52	51.4	23.3	31.2	14.1	9.5	12.9	5.8	56.9	25.8	
	90	27.43	54.9	39.55	43.7	19.8	25.7	11.6	7.9	10.3	4.6	48.5	21.9	
	100	30.48	50.0	37.21	37.7	17.1	21.6	9.7	6.7	8.4	3.8	42.0	19.0	
	110	33.53	44.9	34.41	33.2	15.0	18.3	8.3	5.7	7.6	3.0	36.8	16.6	
	120	36.58	39.1	31.02	29.3	13.2	15.7	7.1	4.9	6.4	2.4	32.8	14.8	
	130	39.62	32.6	26.81	26.1	11.7	13.5	6.1	4.2	5.4	1.9	29.3	13.2	
	140	42.67	24.6	21.23	23.3	10.5	11.7	5.3	3.6	4.3	1.4	25.4	11.5	
	150	45.72	12.7	12.20	20.9	9.4	10.1	4.5	3.0	3.3	—	22.8	10.3	
160' (48.77 m)	27	8.23	81.6	50.41	161.5	73.2	160.1	72.6	38.0	52.8	23.9	161.5	73.2	
	30	9.14	80.5	50.27	156.2	70.8	143.3	64.9	33.3	47.3	21.4	156.2	70.8	
	35	10.67	78.7	49.99	139.2	63.1	121.2	54.9	27.7	40.0	18.1	143.8	65.2	
	40	12.19	76.9	49.66	120.5	54.6	99.2	44.9	23.4	34.7	15.7	130.5	59.1	
	50	15.24	73.2	48.84	94.2	42.7	66.9	30.2	17.6	26.4	11.9	100.5	45.5	
	60	18.29	69.4	47.81	75.3	34.1	49.2	23.3	14.0	20.2	9.1	79.8	36.1	
	70	21.34	65.5	46.54	61.5	27.8	38.2	17.3	11.3	15.8	7.1	67.4	30.5	
	80	24.38	61.5	45.02	51.1	23.1	31.0	14.0	9.3	12.5	5.6	56.6	25.6	
	90	27.43	57.3	43.22	43.4	19.6	25.5	11.5	7.8	10.0	4.5	48.2	21.8	
	100	30.48	53.0	41.70	37.4	16.9	21.3	9.6	6.5	8.0	3.6	41.7	18.9	
	110	33.53	48.3	38.60	32.9	14.9	18.1	8.2	5.5	6.4	2.9	36.7	16.6	
	120	36.58	43.4	35.64	29.0	13.1	15.4	6.9	4.7	5.0	2.2	32.5	14.7	
	130	39.62	37.8	32.09	25.8	11.7	13.2	5.9	4.0	4.0	1.7	29.0	13.1	
	140	42.67	31.6	27.69	23.0	10.4	11.4	5.1	3.4	3.9	—	26.0	11.7	
	150	45.72	23.8	21.88	20.7	9.3	9.8	4.4	2.9	3.4	—	23.4	10.6	
160	48.77	12.3	12.54	18.6	8.4	8.5	3.8	2.4	2.4	—	20.8	9.4		
170' (51.82 m)	29	8.84	81.4	53.40	149.9	67.9	148.1	67.1	34.6	48.4	21.9	149.9	67.9	
	30	9.14	81.1	53.36	149.9	67.9	142.7	64.7	33.2	46.7	21.4	149.9	67.9	
	35	10.67	79.4	53.09	138.5	62.8	120.6	54.7	27.5	39.4	17.8	138.5	62.8	
	40	12.19	77.7	52.78	120.0	54.4	99.0	44.9	23.2	34.1	15.4	129.4	58.6	
	50	15.24	74.2	52.02	93.7	42.5	66.7	30.2	17.4	25.9	11.7	99.6	45.1	
	60	18.29	70.6	51.05	74.8	33.9	49.0	22.2	13.8	19.9	9.0	79.0	35.8	
	70	21.34	67.0	49.87	61.2	27.7	37.9	17.1	11.1	15.4	6.9	66.5	30.1	
	80	24.38	63.3	48.46	50.7	22.9	30.7	13.9	9.1	12.1	5.4	55.8	25.3	
	90	27.43	59.5	46.80	43.0	19.5	25.2	11.4	7.6	9.6	4.3	47.7	21.6	
	100	30.48	55.5	44.86	37.0	16.7	21.0	9.5	6.3	7.6	3.4	41.3	18.7	
	110	33.53	51.3	42.59	32.5	14.7	17.8	8.0	5.3	6.0	2.7	36.4	16.5	
	120	36.58	46.8	39.95	28.7	13.0	15.1	6.8	4.5	4.7	2.1	32.2	14.6	
	130	39.62	42.0	36.84	25.4	11.5	12.9	5.8	3.9	3.5	1.5	28.6	12.9	
	140	42.67	36.7	33.12	22.7	10.2	11.1	5.0	3.2	3.5	—	25.6	11.6	
	150	45.72	30.6	28.53	20.3	9.2	9.5	4.3	2.7	—	—	23.1	10.4	
160	48.77	23.1	22.52	18.3	8.3	8.2	3.7	2.3	—	—	20.7	9.3		
170	51.82	11.9	12.86	16.5	7.4	7.0	3.1	1.9	—	—	18.3	8.3		
180' (54.86 m)	30	9.14	81.6	56.44	134.8	61.1	134.8	61.1	33.1	46.0	20.8	134.8	61.1	
	35	10.67	80.0	56.19	133.1	60.3	120.1	54.4	27.3	38.7	17.5	133.1	60.3	
	40	12.19	78.4	55.90	119.4	54.1	98.7	44.7	23.0	35.5	15.1	125.8	57.0	
	50	15.24	75.1	55.18	93.2	42.2	66.6	30.2	17.2	23.3	11.4	98.6	44.7	
	60	18.29	71.8	54.27	74.3	33.7	48.8	22.1	13.6	19.5	8.8	73.7	33.4	
	70	21.34	68.4	53.17	60.8	27.5	37.7	17.1	10.9	15.0	6.8	65.7	29.8	
	80	24.38	64.9	51.85	50.4	22.8	30.4	13.7	8.9	11.7	5.3	55.1	24.9	
	90	27.43	61.3	50.31	42.6	19.3	24.9	11.2	7.4	9.2	4.1	47.0	21.3	
	100	30.48	57.6	48.51	36.7	16.6	20.7	9.3	6.2	7.2	3.2	40.7	18.4	

⊙ ⊙ ⊙ — Refer to page 9. Capacities shown in thousand pounds and thousand kilograms.

(continued)

HC-258 tapered boom				"A" upper & "A" bumper counterweights						"AB" upper & no bumper counterweights							
Length	Radius		Boom point height	On outriggers			On tires (static)			On outriggers only							
	Feet	meters		Degrees	Over side and 360° swing		Over rear		Over side		Over rear		Over side and 360° swing				
					Pounds	Kilograms	Pounds	Kilograms	Pounds	Kilograms	Pounds	Kilograms	Pounds	Kilograms			
180' (54.86 m)	110	33.53	53.8	152' 4"	46.43	32.2	14.6	17.5	7.9	5.6	52	25	36.0	16.3	31.5	14.2	
	120	36.58	49.7	144' 5"	44.03	28.3	12.8	14.8	6.7	4.3	43	1.9	31.8	14.4	27.6	12.5	
	130	39.62	45.4	135' 4"	41.24	25.1	11.3	12.6	5.7	3.1	37	1.4	28.3	12.8	24.4	11.0	
	140	42.67	40.8	124' 8"	37.99	22.3	10.1	10.8	4.8	—	30	—	25.3	11.4	21.8	9.8	
	150	45.72	35.6	111' 11"	34.11	20.0	9.0	9.2	4.1	—	25	—	22.7	10.2	19.5	8.8	
	160	48.77	29.7	96' 4"	29.36	18.0	8.1	7.9	3.5	—	21	—	20.3	9.2	17.5	7.9	
	170	51.82	22.5	75' 11"	23.13	16.2	7.3	6.7	3.0	—	17	—	18.1	8.2	15.7	7.1	
	180	54.86	11.6	43' 3"	13.17	14.5	6.6	5.6	2.5	—	13	—	16.0	7.2	14.2	6.4	
	190' (57.91 m)	32	9.75	81.4	195' 0"	59.43	120.5*	54.6*	120.5*	54.6*	42.4*	30.4	19.2*	120.5*	54.6*	120.5*	54.6*
		35	10.67	80.5	194' 6"	59.28	119.4*	54.1*	119.4*	54.1*	38.3*	27.2	17.3*	119.4*	54.1*	119.4*	54.1*
		40	12.19	79.0	193' 7"	59.01	114.5*	51.9*	114.5*	51.9*	33.1*	22.9	15.0*	114.5*	51.9*	114.5*	51.9*
		50	15.24	75.9	191' 4"	58.33	92.8*	42.0*	66.5	30.1	24.9*	17.1	11.2*	97.8*	44.3*	95.6	43.3
		60	18.29	72.8	188' 7"	57.47	74.2*	33.6*	48.6	22.0	19.2	13.4	8.7	77.4*	35.1*	73.4	33.2
		70	21.34	69.6	185' 2"	56.43	60.6	27.4	37.5	17.0	14.7	10.7	6.6	65.1*	29.5*	59.3	26.8
		80	24.38	66.3	181' 1"	55.20	50.1	22.7	30.2	13.6	11.4	8.8	5.1	54.5*	24.7*	49.1	22.2
		90	27.43	63.0	176' 4"	53.75	42.4	19.2	24.7	9.2	8.9	7.3	4.0	46.4*	21.0*	41.4	18.7
		100	30.48	59.5	170' 10"	52.08	36.4	16.5	20.5	7.8	6.9	6.0	3.1	40.1*	18.1*	35.9	16.2
		110	33.53	56.0	164' 7"	50.16	31.9	14.4	17.2	6.6	5.3	5.0	2.4	31.5*	16.2*	31.2	14.1
120		36.58	52.2	157' 4"	47.95	28.0	12.7	14.6	5.6	4.0	4.2	1.8	24.2*	14.7*	24.2	12.4	
130		39.62	48.3	149' 0"	45.42	24.8	11.2	12.4	4.7	3.5	3.5	—	20.0*	12.7*	21.5	9.7	
140		42.67	44.1	139' 5"	42.50	22.1	10.0	10.5	4.0	2.9	2.9	—	17.9*	11.3*	19.2	8.7	
150		45.72	39.6	128' 3"	39.10	19.7	8.9	9.0	3.4	2.4	2.4	—	15.5	10.1*	17.2	7.8	
160		48.77	34.6	115' 1"	35.07	17.7	8.0	7.6	2.9	1.9	1.9	—	13.9	9.0*	15.5	7.0	
170		51.82	28.9	98' 11"	30.15	15.9	7.2	6.5	2.4	1.5	1.5	—	12.3*	8.1*	13.9	6.3	
180		54.86	21.9	77' 10"	23.73	14.4	6.5	5.4	2.0	1.1	1.1	—	11.0	7.2*	12.3*	5.6	
190		57.91	11.3	44' 3"	13.48	13.0	5.8	4.5	2.0	—	—	—	—	6.3*	12.5	—	
200' (60.96 m)	33	10.06	81.6	204' 11"	62.47	105.9*	48.0*	105.9*	48.0*	40.5*	29.1	18.3*	105.9*	48.0*	105.9*	48.0*	
	35	10.67	81.0	204' 8"	62.37	105.9*	48.0*	105.9*	48.0*	37.8*	27.0	17.1*	105.9*	48.0*	105.9*	48.0*	
	40	12.19	79.5	203' 9"	62.11	104.2*	47.2*	98.4	44.6	32.6*	22.8	14.7*	104.2*	47.2*	104.2*	47.2*	
	50	15.24	76.6	201' 8"	61.47	92.4*	41.9*	66.3	30.0	24.4*	16.9	8.5*	95.9*	43.4*	95.4	43.2	
	60	18.29	73.6	199' 0"	60.66	74.0*	33.5*	48.4	21.9	18.8*	13.3	5.5*	78.8*	34.8*	73.2	33.2	
	70	21.34	70.6	195' 9"	59.67	60.3	27.3	37.3	16.9	16.4	10.6	4.4	64.5*	29.2*	59.0	26.7	
	80	24.38	67.6	192' 0"	58.51	49.9	22.6	30.0	13.6	11.1	8.6	3.9	53.9*	24.4*	48.8	22.1	
	90	27.43	64.4	187' 4"	57.15	42.1	19.0	24.5	11.1	8.6	7.1	2.9	45.9*	20.8*	41.1	18.6	
	100	30.48	61.2	182' 4"	55.59	36.4	16.5	20.3	9.2	6.6	5.9	2.2	39.6*	17.9*	35.6	16.1	
	110	33.53	57.9	176' 6"	53.79	31.7	14.3	17.0	7.7	5.0	4.9	1.6	35.5*	16.1*	30.9	14.0	
	120	36.58	54.4	169' 9"	51.75	27.8	12.6	14.3	6.4	3.6	4.1	—	31.3*	14.1*	27.1	12.2	
	130	39.62	50.8	162' 2"	49.42	24.5	11.1	12.1	5.4	—	3.4	—	27.7*	12.5*	23.9	10.8	
	140	42.67	47.0	153' 5"	46.77	21.8	9.8	10.3	4.6	—	2.8	—	24.7*	11.2*	21.2	9.6	
	150	45.72	43.0	143' 5"	43.72	19.4	8.7	8.7	3.9	—	2.3	—	22.0*	9.9*	18.9	8.5	
	160	48.77	38.6	131' 10"	40.18	17.4	7.8	7.4	3.3	—	1.8	—	19.6*	8.8*	16.9	7.6	
	170	51.82	33.7	118' 2"	36.01	15.6	6.3	6.2	2.8	—	1.4	—	17.5*	7.9*	15.2	6.8	
	180	54.86	28.2	101' 6"	30.93	14.1	5.7	5.2	2.3	—	1.1	—	15.7*	7.1*	13.6	6.1	
	190	57.91	21.3	79' 9"	24.31	12.7	5.7	4.2	1.9	—	—	—	13.9*	6.3*	12.3	5.5	
200	60.96	11.0	45' 2"	13.77	11.4	5.1	3.4	1.5	—	—	—	12.3*	5.5*	11.0	4.9		
210' (64.01 m)	34	10.36	81.7	214' 11"	65.50	96.2*	43.6*	96.2*	43.6*	40.5*	29.1	18.3*	96.2*	43.6*	96.2*	43.6*	
	35	10.67	81.4	214' 9"	65.46	95.4*	43.2*	95.4*	43.2*	38.3*	27.0	17.1*	95.4*	43.2*	95.4*	43.2*	
	40	12.19	80.0	213' 11"	65.21	94.7*	42.9*	94.7*	42.9*	36.6*	22.8	14.7*	94.7*	42.9*	94.7*	42.9*	
	50	15.24	77.3	211' 11"	64.60	89.9*	40.7*	66.2	30.0	24.4*	16.9	8.5*	89.9*	40.7*	89.9*	40.7*	
	60	18.29	74.4	209' 5"	63.83	73.6*	33.3*	48.2	21.8	18.8*	13.3	5.5*	76.1*	34.5*	72.9	33.0	
	70	21.34	71.6	206' 4"	62.90	60.0	27.2	37.0	16.7	16.4	10.6	4.4	63.9*	28.9*	58.8	26.6	
	80	24.38	68.7	202' 9"	61.79	49.6	22.4	29.8	13.5	11.1	8.8	3.2	53.3*	24.1*	48.5	21.9	
	90	27.43	65.7	196' 6"	60.51	41.8	18.9	24.2	10.9	9.0	7.9	2.2	45.3*	20.5*	40.8	18.5	
	100	30.48	62.7	193' 8"	59.04	36.2	16.4	20.0	8.7	7.5	7.1	—	39.1*	17.7*	35.3	16.0	
	110	33.53	59.6	188' 2"	57.36	31.4	14.2	16.7	7.5	—	—	—	35.2*	15.9*	30.6	13.8	
	120	36.58	56.4	181' 11"	55.45	27.5	12.4	14.0	6.3	—	—	—	31.0*	14.0*	26.8	12.1	

(continued)

GENERAL INFORMATION ONLY

© © — Refer to page 9. Capacities shown in thousand pounds and thousand kilograms.

GENERAL INFORMATION ONLY

HC-258 tapered boom				"A" upper & "X" bumper counterweights												"AB" upper & no bumper counterweights			
Length	Radius		Boom point height		On outriggers				On tires (static)				On outriggers only						
	Feet	meters	Feet	meters	Over rear		Over side		Over rear		Over side		Over rear		Over side				
					Pounds	kilograms	Pounds	kilograms	Pounds	kilograms	Pounds	kilograms	Pounds	kilograms	Pounds	kilograms			
360° swing		360° swing		360° swing		360° swing		360° swing		360° swing		360° swing		360° swing					
Pounds		kilograms		Pounds		kilograms		Pounds		kilograms		Pounds		kilograms					
210' (64.01 m)	36	10.97	81.5	224' 9"	68.49	39.1*	86.3*	39.1*	86.3*	39.1*	86.3*	39.1*	86.3*	39.1*	86.3*	39.1*	86.3*	39.1*	
	40	12.19	80.5	224' 1"	66.30	39.1*	86.3*	39.1*	86.3*	39.1*	86.3*	39.1*	86.3*	39.1*	86.3*	39.1*	86.3*	39.1*	
	50	15.24	77.8	222' 2"	67.72	38.0*	83.8*	29.9	66.0	38.0*	83.8*	29.9	66.0	38.0*	83.8*	29.9	66.0	38.0*	
	60	18.29	75.2	219' 9"	66.99	33.2*	73.2*	27.1	48.0	33.2*	73.2*	27.1	48.0	33.2*	73.2*	27.1	48.0	33.2*	
	70	21.34	72.4	216' 10"	66.10	27.1	66.10	22.3	36.8	27.1	66.10	22.3	36.8	27.1	66.10	22.3	36.8	27.1	
	80	24.38	69.7	213' 5"	65.05	18.8	41.5	18.8	29.6	18.8	41.5	18.8	29.6	18.8	41.5	18.8	29.6	18.8	
	90	27.43	66.9	209' 5"	63.84	15.5	35.9	15.5	19.8	15.5	35.9	15.5	19.8	15.5	35.9	15.5	19.8	15.5	
	100	30.48	64.0	204' 11"	62.45	14.1	31.1	14.1	16.4	14.1	31.1	14.1	16.4	14.1	31.1	14.1	16.4	14.1	
	110	33.53	61.1	199' 8"	60.87	12.3	27.2	12.3	13.8	12.3	27.2	12.3	13.8	12.3	27.2	12.3	13.8	12.3	
	120	36.58	58.1	193' 10"	59.08	10.8	23.9	10.8	11.6	10.8	23.9	10.8	11.6	10.8	23.9	10.8	11.6	10.8	
	130	39.62	55.0	187' 3"	57.06	9.6	21.2	9.6	9.7	9.6	21.2	9.6	9.7	9.6	21.2	9.6	9.7	9.6	
	140	42.67	51.7	179' 9"	54.79	8.5	18.8	8.5	8.1	8.5	18.8	8.5	8.1	8.5	18.8	8.5	8.1	8.5	
	150	45.72	48.3	171' 4"	52.23	7.6	16.8	7.6	6.8	7.6	16.8	7.6	6.8	7.6	16.8	7.6	6.8	7.6	
	160	48.77	44.7	161' 11"	49.34	6.8	15.0	6.8	5.6	6.8	15.0	6.8	5.6	6.8	15.0	6.8	5.6	6.8	
	170	51.82	40.9	151' 1"	46.05	6.1	13.5	6.1	4.6	6.1	13.5	6.1	4.6	6.1	13.5	6.1	4.6	6.1	
	180	54.86	36.7	138' 8"	42.26	5.4	12.1	5.4	3.7	5.4	12.1	5.4	3.7	5.4	12.1	5.4	3.7	5.4	
	190	57.91	32.1	124' 1"	37.81	4.9	10.9	4.9	3.3	4.9	10.9	4.9	3.3	4.9	10.9	4.9	3.3	4.9	
	200	60.96	26.8	106' 4"	32.42	4.3	9.7	4.3	3.0	4.3	9.7	4.3	3.0	4.3	9.7	4.3	3.0	4.3	
	210	64.01	20.3	83' 5"	25.43	3.9	8.7	3.9	2.7	3.9	8.7	3.9	2.7	3.9	8.7	3.9	2.7	3.9	
	220	67.06	10.5	47' 1"	14.35	3.4	8.1	3.4	2.4	3.4	8.1	3.4	2.4	3.4	8.1	3.4	2.4	3.4	
230' (70.10 m)	37	11.28	81.7	234' 8"	71.53	35.6*	78.5*	35.6*	78.5*	35.6*	78.5*	35.6*	78.5*	35.6*	78.5*	35.6*	78.5*	35.6*	
	40	12.19	80.9	234' 3"	71.39	35.6*	78.5*	35.6*	78.5*	35.6*	78.5*	35.6*	78.5*	35.6*	78.5*	35.6*	78.5*	35.6*	
	50	15.24	78.4	232' 5"	70.83	35.0*	77.3*	35.0*	65.9	35.0*	77.3*	35.0*	65.9	35.0*	77.3*	35.0*	65.9	35.0*	
	60	18.29	75.8	230' 1"	70.13	31.2*	68.8*	31.2*	47.8	31.2*	68.8*	31.2*	47.8	31.2*	68.8*	31.2*	47.8	31.2*	
	70	21.34	73.2	227' 4"	69.29	26.9	59.5	26.9	36.6	26.9	59.5	26.9	36.6	26.9	59.5	26.9	36.6	26.9	
	80	24.38	70.6	224' 1"	68.30	22.2	49.0	22.2	29.3	22.2	49.0	22.2	29.3	22.2	49.0	22.2	29.3	22.2	
	90	27.43	68.0	220' 3"	67.14	18.6	41.2	18.6	23.7	18.6	41.2	18.6	23.7	18.6	41.2	18.6	23.7	18.6	
	100	30.48	65.2	215' 11"	65.82	16.1	35.6	16.1	19.5	16.1	35.6	16.1	19.5	16.1	35.6	16.1	19.5	16.1	
	110	33.53	62.5	211' 1"	64.33	13.9	30.8	13.9	16.2	13.9	30.8	13.9	16.2	13.9	30.8	13.9	16.2	13.9	
	120	36.58	59.6	205' 6"	62.64	12.2	26.9	12.2	13.5	12.2	26.9	12.2	13.5	12.2	26.9	12.2	13.5	12.2	
	130	39.62	56.7	199' 4"	60.75	10.7	23.6	10.7	11.3	10.7	23.6	10.7	11.3	10.7	23.6	10.7	11.3	10.7	
	140	42.67	53.6	192' 4"	58.62	9.4	20.9	9.4	9.4	9.4	20.9	9.4	9.4	9.4	20.9	9.4	9.4	9.4	
150	45.72	50.5	184' 7"	56.25	8.3	18.5	8.3	7.9	8.3	18.5	8.3	7.9	8.3	18.5	8.3	7.9	8.3		
160	48.77	47.2	175' 10"	53.58	7.4	16.5	7.4	6.5	7.4	16.5	7.4	6.5	7.4	16.5	7.4	6.5	7.4		
170	51.82	43.7	165' 11"	50.58	6.6	14.7	6.6	5.3	6.6	14.7	6.6	5.3	6.6	14.7	6.6	5.3	6.6		
180	54.86	39.9	154' 9"	47.17	5.9	13.2	5.9	4.3	5.9	13.2	5.9	4.3	5.9	13.2	5.9	4.3	5.9		
190	57.91	35.9	141' 11"	43.26	5.3	11.8	5.3	3.4	5.3	11.8	5.3	3.4	5.3	11.8	5.3	3.4	5.3		
200	60.96	31.4	126' 11"	38.68	4.7	10.5	4.7	3.0	4.7	10.5	4.7	3.0	4.7	10.5	4.7	3.0	4.7		
210	64.01	26.2	108' 9"	33.13	4.2	9.4	4.2	2.7	4.2	9.4	4.2	2.7	4.2	9.4	4.2	2.7	4.2		
220	67.06	19.8	85' 2"	25.97	3.8	8.4	3.8	2.4	3.8	8.4	3.8	2.4	3.8	8.4	3.8	2.4	3.8		
230	70.10	10.2	48' 0"	14.62	3.4	7.5	3.4	2.1	3.4	7.5	3.4	2.1	3.4	7.5	3.4	2.1	3.4		
240' (73.15 m)	39	11.89	81.5	244' 6"	74.42	68.9*	68.9*	31.2*	68.9*	68.9*	68.9*	31.2*	68.9*	68.9*	68.9*	31.2*	68.9*	68.9*	
	40	12.19	81.3	244' 4"	74.47	68.9*	68.9*	31.2*	68.9*	68.9*	68.9*	31.2*	68.9*	68.9*	68.9*	31.2*	68.9*	68.9*	
	50	15.24	78.9	242' 7"	73.94	67.8	65.8	30.7	67.8	67.8	65.8	30.7	67.8	67.8	65.8	30.7	67.8	67.8	
	60	18.29	76.4	240' 5"	73.27	65.2	62.2	29.5	65.2	65.2	62.2	29.5	65.2	65.2	62.2	29.5	65.2	65.2	
	70	21.34	74.0	237' 9"	72.47	58.2	58.2	26.3	58.2	58.2	58.2	26.3	58.2	58.2	58.2	26.3	58.2	58.2	
	80	24.38	71.5	234' 8"	71.52	48.7	48.7	22.0	48.7	48.7	48.7	22.0	48.7	48.7	48.7	22.0	48.7	48.7	
	90	27.43	68.9	231' 0"	70.42	40.8	40.8	18.5	40.8	40.8	40.8	18.5	40.8	40.8	40.8	18.5	40.8	40.8	

Refer to page 9. Capacities shown in thousand pounds and thousand kilograms.

(continued)

HC-258 tapered boom			"A" upper & "A" bumper counterweights						"AB" upper & no bumper counterweights												
Length	Radius	Angle	Boom point height	On outriggers						On tires (static)											
				Over rear			Over side and 360° swing			Over rear			Over side			Over rear			Over side and 360° swing		
				Feet	meters	Degrees	Pounds	kilograms	kilograms	Pounds	kilograms	kilograms	Pounds	kilograms	Pounds	kilograms	kilograms	Pounds	kilograms	kilograms	Pounds
240' (73.15 m)	100	30.48	66.3	226' 11"	69.16	35.3	16.0	19.2	8.7	19.2	8.7	34.4	15.6	38.7	17.5	34.4	15.6	38.7	17.5		
	110	33.53	63.7	222' 3"	67.74	30.4	13.7	15.9	7.2	15.9	7.2	29.7	13.4	33.6	15.2	29.7	13.4	33.6	15.2		
	120	36.58	61.0	217' 0"	66.15	26.5	12.0	13.2	5.9	13.2	5.9	22.6	10.2	26.5	12.0	22.6	10.2	26.5	12.0		
	130	39.62	58.2	211' 2"	64.36	23.3	10.5	10.9	4.9	10.9	4.9	19.9	9.0	23.5	10.6	19.9	9.0	23.5	10.6		
	140	42.67	55.4	204' 7"	62.37	20.5	9.2	9.1	4.1	9.1	4.1	17.6	7.9	20.9	9.4	17.6	7.9	20.9	9.4		
	150	45.72	52.4	197' 4"	60.15	18.2	8.2	7.5	3.4	7.5	3.4	15.6	7.0	18.7	8.4	15.6	7.0	18.7	8.4		
	160	48.77	49.4	189' 2"	57.67	16.1	7.3	6.1	2.7	6.1	2.7	13.9	6.3	16.7	7.5	13.9	6.3	16.7	7.5		
	170	51.82	46.1	180' 1"	54.90	14.3	6.4	5.0	2.2	5.0	2.2	12.4	5.6	15.0	6.8	12.4	5.6	15.0	6.8		
	180	54.86	42.7	169' 1"	51.79	12.8	5.8	3.9	1.7	3.9	1.7	11.0	4.4	13.5	6.1	11.0	4.4	13.5	6.1		
	190	57.91	39.1	158' 4"	48.27	11.4	5.1	3.0	1.3	3.0	1.3	9.8	3.9	12.2	5.5	9.8	3.9	12.2	5.5		
	200	60.96	35.1	145' 2"	44.23	10.2	4.0	2.2	—	—	—	8.7	3.4	11.0	4.4	8.7	3.4	11.0	4.4		
	210	64.01	30.7	129' 8"	39.53	9.0	3.6	1.6	—	—	—	7.7	3.0	9.8	4.4	7.7	3.0	9.8	4.4		
220	67.06	25.7	111' 0"	33.84	8.0	3.2	1.1	—	—	—	6.8	2.7	8.7	3.9	6.8	2.7	8.7	3.9			
230	70.10	19.4	86' 1"	26.49	7.1	2.8	0.8	—	—	—	6.0	2.3	7.4	3.3	6.0	2.3	7.4	3.3			
240	73.15	10.0	48' 10"	14.89	6.3	2.2	0.6	—	—	—	5.2	1.9	6.8	2.7	5.2	1.9	6.8	2.7			
250'	40	12.19	81.6	254' 5"	77.56	63.7	28.8	63.7	28.8	63.7	28.8	63.7	28.8	63.7	28.8	63.7	28.8	63.7	28.8		
	50	15.24	79.3	252' 9"	77.04	62.2	28.2	62.2	28.2	62.2	28.2	62.2	28.2	62.2	28.2	62.2	28.2	62.2	28.2		
	60	18.29	77.0	250' 8"	76.41	59.8	27.1	47.5	21.5	47.5	21.5	54.6	24.7	59.8	27.1	54.6	24.7	59.8	27.1		
	70	21.34	74.6	248' 2"	75.63	54.6	24.7	48.4	16.3	48.4	16.3	47.3	21.4	54.6	24.7	47.3	21.4	54.6	24.7		
	80	24.38	72.2	245' 2"	74.73	48.4	21.9	48.4	13.1	48.4	13.1	45.4	17.9	48.4	21.9	45.4	17.9	48.4	21.9		
	90	27.43	69.8	241' 9"	73.68	40.5	18.3	40.5	10.5	40.5	10.5	45.4	15.4	40.5	18.3	40.5	15.4	40.5	18.3		
	100	30.48	67.3	237' 10"	72.48	35.0	15.8	35.0	8.5	35.0	8.5	45.4	15.4	35.0	15.8	35.0	15.4	35.0	15.8		
	110	33.53	64.8	233' 4"	71.13	30.1	13.6	11.8	7.0	13.6	7.0	45.4	15.4	30.1	13.6	30.1	13.6	30.1	13.6		
	120	36.58	62.3	228' 5"	69.61	26.2	11.8	10.3	5.8	11.8	5.8	45.4	15.4	26.2	11.8	26.2	11.8	26.2	11.8		
	130	39.62	59.6	222' 10"	67.92	22.9	10.3	9.1	4.8	10.3	4.8	45.4	15.4	22.9	10.3	22.9	10.3	22.9	10.3		
	140	42.67	57.0	216' 8"	66.04	17.8	8.0	8.0	3.9	8.0	3.9	45.4	15.4	17.8	8.0	17.8	8.0	17.8	8.0		
	150	45.72	54.2	209' 10"	63.95	15.8	7.1	7.1	3.2	7.1	3.2	45.4	15.4	15.8	7.1	15.8	7.1	15.8	7.1		
260' (79.25 m)	42	12.80	81.5	264' 3"	80.55	58.2	26.3	58.2	26.3	58.2	26.3	58.2	26.3	58.2	26.3	58.2	26.3	58.2	26.3		
	50	15.24	79.7	262' 11"	80.14	57.3	25.9	57.3	25.9	57.3	25.9	57.3	25.9	57.3	25.9	57.3	25.9	57.3	25.9		
	60	18.29	77.5	260' 11"	79.53	54.6	24.7	47.3	21.4	47.3	21.4	54.6	24.7	54.6	24.7	54.6	24.7	54.6	24.7		
	70	21.34	75.2	258' 6"	78.79	50.3	22.8	36.4	16.5	36.4	16.5	46.4	17.8	50.3	22.8	46.4	17.8	50.3	22.8		
	80	24.38	72.9	255' 8"	77.92	46.4	21.0	28.6	12.9	28.6	12.9	42.0	19.0	46.4	21.0	42.0	19.0	46.4	21.0		
	90	27.43	70.6	252' 4"	76.92	40.2	18.2	23.0	10.4	23.0	10.4	39.3	17.8	40.2	18.2	39.3	17.8	40.2	18.2		
	100	30.48	68.3	248' 7"	75.77	34.7	15.7	18.7	8.4	18.7	8.4	35.8	15.3	34.7	15.7	35.8	15.3	34.7	15.7		
	110	33.53	65.9	244' 4"	74.48	29.8	13.5	15.3	6.9	15.3	6.9	33.0	14.9	29.8	13.5	29.8	13.5	29.8	13.5		
	120	36.58	63.4	239' 7"	73.04	25.9	11.7	12.6	5.7	12.6	5.7	29.4	13.3	25.9	11.7	25.9	11.7	25.9	11.7		
	130	39.62	60.9	234' 4"	71.43	22.6	10.2	10.4	4.7	10.4	4.7	25.2	11.7	22.6	10.2	22.6	10.2	22.6	10.2		
	140	42.67	58.4	228' 6"	69.64	19.9	9.0	9.0	3.8	9.0	3.8	20.3	9.2	19.9	9.0	19.9	9.0	19.9	9.0		
	150	45.72	55.7	222' 0"	67.67	17.5	7.9	7.9	3.1	7.9	3.1	18.0	8.1	17.5	7.9	17.5	7.9	17.5	7.9		
160	48.77	53.0	214' 10"	65.49	15.5	7.0	6.2	2.4	7.0	2.4	16.1	7.3	15.5	7.0	15.5	7.0	15.5	7.0			
170	51.82	50.2	206' 11"	63.07	13.7	6.2	5.4	1.9	6.2	1.9	14.4	6.5	13.7	6.2	13.7	6.2	13.7	6.2			
180	54.86	47.3	198' 2"	60.40	12.1	5.4	4.8	1.4	5.4	1.4	12.9	5.8	12.1	5.4	12.1	5.4	12.1	5.4			
190	57.91	44.2	188' 5"	57.43	10.7	4.8	4.3	—	4.8	—	11.5	5.2	10.7	4.8	10.7	4.8	10.7	4.8			
200	60.96	41.0	177' 7"	54.12	9.5	4.3	—	—	4.3	—	9.1	4.9	9.5	4.3	9.1	4.9	9.5	4.3			

Not applicable

(continued)

GENERAL INFORMATION ONLY

Refer to page 9. Capacities shown in thousand pounds and thousand kilograms.

Length	HC-258 tapered boom				"A" upper & "A" bumper counterweights				"AB" upper & no bumper counterweights							
					On outriggers				On tires (static)				On outriggers only			
	Radius		Angle	Boom point height	Over rear		Over side and 360° swing		Over rear		Over side		Over rear		Over side and 360° swing	
Feet	meters	Degrees	Feet	meters	Pounds	Kilograms	Pounds	Kilograms	Pounds	Kilograms	Pounds	Kilograms	Pounds	Kilograms	Pounds	Kilograms
210	64.01	37.5	165' 4"	50.38	8.4	3.8	—	—	—	—	—	—	10.3	4.6	8.0	3.6
220	67.06	33.7	151' 4"	46.12	7.4	3.3	—	—	—	—	—	—	9.2	4.1	7.0	3.1
230	70.10	29.5	135' 1"	41.76	6.5	2.9	—	—	—	—	—	—	8.2	3.7	6.1	2.7
240	73.15	24.6	115' 6"	35.20	5.6	2.5	—	—	—	—	—	—	7.3	3.5	5.3	2.4
250	76.20	18.7	90' 3"	27.57	4.9	2.2	—	—	—	—	—	—	6.5	2.9	4.6	2.0
260	79.25	9.6	50' 7"	15.42	4.2	1.9	—	—	—	—	—	—	5.7	2.5	3.9	1.7
43	13.11	81.6	274' 3"	83.58	53.9*	24.4*	24.4*	53.9*	24.4*	24.4*	53.9*	24.4*	53.9*	24.4*	53.9*	24.4*
50	15.24	80.1	273' 1"	83.24	53.1*	24.0*	24.0*	53.1*	24.0*	24.0*	53.1*	24.0*	53.1*	24.0*	53.1*	24.0*
60	18.29	78.0	271' 2"	82.65	50.6*	22.9*	21.3*	47.0*	21.3*	22.9*	47.0*	21.3*	50.6*	22.9*	46.6*	21.1*
70	21.34	75.8	268' 10"	81.94	46.6*	21.1*	16.4	36.2	19.3*	16.4	36.2	19.3*	46.6*	21.1*	19.3*	19.3*
80	24.38	73.6	266' 1"	81.10	42.6*	19.3*	12.8	28.4	17.6*	12.8	28.4	17.6*	42.6*	19.3*	17.6*	17.6*
90	27.43	71.4	262' 11"	80.14	38.9*	17.6*	10.2	22.7	14.9*	10.2	22.7	14.9*	38.9*	17.6*	14.9*	14.9*
100	30.48	69.1	259' 4"	79.04	32.9*	14.9*	8.3	18.4	13.7*	8.3	18.4	13.7*	32.9*	14.9*	13.7*	13.7*
110	33.53	66.8	255' 3"	77.81	29.5	13.3	5.5	15.0	12.6*	5.5	15.0	12.6*	29.5	13.3	12.6*	12.6*
120	36.58	64.5	250' 9"	76.43	25.6	11.6	4.5	12.3	11.5	4.5	12.3	11.5	25.6	11.6	11.5	11.5
130	39.62	62.1	245' 9"	74.90	22.3	10.1	3.7	10.1	10.2	3.7	10.1	10.2	22.3	10.2	10.2	10.2
140	42.67	59.7	240' 2"	73.20	19.6	8.8	2.9	8.8	9.0	2.9	8.8	9.0	19.6	8.8	16.7	7.5
150	45.72	57.2	234' 0"	71.33	17.2	7.8	2.3	6.6	8.0	2.3	6.6	8.0	17.2	7.8	14.7	6.6
160	48.77	54.6	227' 3"	69.26	15.2	6.8	1.8	5.2	7.1	1.8	5.2	7.1	15.2	6.8	12.9	5.8
170	51.82	52.0	219' 9"	66.99	13.4	6.0	1.3	4.0	6.3	1.3	4.0	6.3	13.4	6.0	11.4	5.1
180	54.86	49.2	211' 7"	64.48	11.8	5.3	1.0	3.0	5.6	1.0	3.0	5.6	11.8	5.3	10.0	4.5
190	57.91	46.4	202' 6"	61.72	10.4	4.7	—	—	5.0	—	—	—	10.4	4.7	8.8	3.9
200	60.96	43.3	192' 5"	58.66	9.2	4.1	—	—	4.5	—	—	—	9.2	4.1	7.7	3.4
210	64.01	40.2	181' 3"	55.24	8.1	3.6	—	—	4.0	—	—	—	8.1	3.6	6.7	3.0
220	67.06	36.7	168' 8"	51.40	7.1	3.2	—	—	3.5	—	—	—	7.1	3.2	5.8	2.6
230	70.10	33.0	154' 4"	47.03	6.1	2.7	—	—	3.1	—	—	—	6.1	2.7	5.0	2.2
240	73.15	28.9	137' 8"	41.96	5.3	2.4	—	—	2.7	—	—	—	5.3	2.4	4.2	1.9
250	76.20	24.2	117' 8"	35.85	4.5	2.0	—	—	2.4	—	—	—	4.5	2.0	3.6	1.6
260	79.25	18.3	91' 11"	28.07	3.8	1.7	—	—	2.1	—	—	—	3.8	1.7	2.4	1.1
270	82.30	9.4	51' 5"	15.61	3.1	1.4	—	—	1.7	—	—	—	3.1	1.4	2.1	—
45	13.72	81.5	284' 0"	86.57	49.4*	22.4*	22.4*	49.4*	22.4*	22.4*	49.4*	22.4*	49.4*	22.4*	49.4*	22.4*
50	15.24	80.5	283' 3"	86.33	48.7*	22.0*	22.0*	48.7*	22.0*	22.0*	48.7*	22.0*	48.7*	22.0*	48.7*	22.0*
60	18.29	78.4	281' 5"	85.76	46.8*	21.2*	21.2*	46.8*	21.2*	21.2*	46.8*	21.2*	46.8*	21.2*	46.8*	21.2*
70	21.34	76.3	279' 2"	85.08	42.7*	19.3*	16.2	35.9	19.3*	16.2	35.9	19.3*	42.7*	19.3*	19.3*	19.3*
80	24.38	74.2	276' 6"	84.28	38.7*	17.5*	12.7	28.1	17.5*	12.7	28.1	17.5*	38.7*	17.5*	17.5*	17.5*
90	27.43	72.0	273' 6"	83.35	31.9*	14.4*	10.1	22.4	14.4*	10.1	22.4	14.4*	31.9*	14.4*	14.4*	14.4*
100	30.48	69.9	270' 0"	82.30	28.4*	12.8*	8.2	18.1	12.8*	8.2	18.1	12.8*	28.4*	12.8*	12.8*	12.8*
110	33.53	67.7	266' 1"	81.11	25.5*	11.5*	6.6	14.7	11.5*	6.6	14.7	11.5*	25.5*	11.5*	11.5*	11.5*
120	36.58	65.4	261' 9"	79.79	23.1*	10.4*	5.4	12.0	10.4*	5.4	12.0	10.4*	23.1*	10.4*	10.4*	10.4*
130	39.62	63.2	257' 0"	78.33	21.1*	9.5*	4.4	9.8	9.5*	4.4	9.8	9.5*	21.1*	9.5*	9.5*	9.5*
140	42.67	60.9	251' 8"	76.71	19.2	8.7	3.5	7.9	8.7	3.5	7.9	8.7	19.2	8.7	8.7	8.7
150	45.72	58.5	245' 10"	74.93	16.9	7.6	2.8	6.3	7.6	2.8	6.3	7.6	16.9	7.6	7.6	7.6
160	48.77	56.1	239' 5"	72.97	14.8	6.7	2.2	4.9	6.7	2.2	4.9	6.7	14.8	6.7	6.7	6.7
170	51.82	53.6	232' 4"	70.82	13.0	5.8	1.6	3.7	5.8	1.6	3.7	5.8	13.0	5.8	5.8	5.8
180	54.86	51.0	224' 7"	68.46	11.5	5.2	—	—	5.2	—	—	—	11.5	5.2	5.2	5.2
190	57.91	48.3	216' 1"	66.87	10.1	4.5	—	—	4.5	—	—	—	10.1	4.5	4.5	4.5
200	60.96	45.5	206' 9"	63.01	8.8	3.9	—	—	3.9	—	—	—	8.8	3.9	3.9	3.9
210	64.01	42.5	196' 5"	59.86	7.7	3.4	—	—	3.4	—	—	—	7.7	3.4	3.4	3.4
220	67.06	39.4	184' 10"	56.35	6.7	3.0	—	—	3.0	—	—	—	6.7	3.0	3.0	3.0
230	70.10	36.1	171' 11"	52.41	5.8	2.6	—	—	2.6	—	—	—	5.8	2.6	2.6	2.6
240	73.15	32.4	157' 3"	47.93	5.0	2.2	—	—	2.2	—	—	—	5.0	2.2	2.2	2.2
250	76.20	28.4	140' 2"	42.74	4.2	1.9	—	—	1.9	—	—	—	4.2	1.9	1.9	1.9
260	79.25	23.7	119' 9"	36.50	3.4	1.5	—	—	1.5	—	—	—	3.4	1.5	1.5	1.5
270	82.30	18.0	93' 6"	28.50	—	—	—	—	—	—	—	—	—	—	—	—

Not applicable

GENERAL INFORMATION ONLY

Refer to page 9. Capacities shown in thousand pounds and thousand kilograms.

(continued)

Length	HC-258 tapered boom				"A" upper & "A" bumper counterweights				"AB" upper & no bumper counterweights				
	Radius		Angle Degrees	Boom point height <sup>Ⓞ</sup>		On outriggers				On tires (static)			
	Feet	meters		Feet	meters	Over rear Pounds	Over rear kilograms	Over side and 360° swing <sup>Ⓞ</sup> Pounds	Over side and 360° swing <sup>Ⓞ</sup> kilograms	Over rear Pounds	Over rear kilograms	Over side Pounds	Over side kilograms
46	14.02	81.6	294' 0"	89.61	45.9*	20.8*	45.9*	20.8*	45.9*	20.8*	45.9*	20.8*	
50	15.24	80.8	293' 5"	89.42	45.2*	20.5*	45.2*	20.5*	45.2*	20.5*	45.2*	20.5*	
60	18.29	78.8	291' 7"	88.87	43.1*	19.5*	43.1*	19.5*	43.1*	19.5*	43.1*	19.5*	
70	21.34	76.8	289' 5"	88.21	35.7*	17.8*	35.7*	17.8*	35.7*	17.8*	35.7*	17.8*	
80	24.38	74.7	286' 11"	87.44	32.9*	14.9*	32.9*	14.9*	32.9*	14.9*	32.9*	14.9*	
90	27.43	72.7	283' 11"	86.55	30.1*	13.6*	30.1*	13.6*	30.1*	13.6*	30.1*	13.6*	
100	30.48	70.6	280' 8"	85.54	27.4*	12.4*	27.4*	12.4*	27.4*	12.4*	27.4*	12.4*	
110	33.53	68.5	276' 11"	84.40	25.3*	11.4*	25.3*	11.4*	25.3*	11.4*	25.3*	11.4*	
120	36.58	66.3	272' 9"	83.13	23.3*	10.5*	23.3*	10.5*	23.3*	10.5*	23.3*	10.5*	
130	39.62	64.2	268' 2"	81.73	21.5*	9.7*	21.5*	9.7*	21.5*	9.7*	21.5*	9.7*	
140	42.67	62.0	263' 1"	80.18	18.9	8.5	18.9	8.5	18.9	8.5	18.9	8.5	
150	45.72	59.7	257' 6"	78.48	16.5	7.4	16.5	7.4	16.5	7.4	16.5	7.4	
160	48.77	57.4	251' 4"	76.61	14.5	6.5	14.5	6.5	14.5	6.5	14.5	6.5	
170	51.82	55.0	244' 8"	74.57	12.7	5.7	12.7	5.7	12.7	5.7	12.7	5.7	
180	54.86	52.6	237' 4"	72.34	11.1	5.0	11.1	5.0	11.1	5.0	11.1	5.0	
190	57.91	50.0	229' 4"	69.89	9.7	4.3	9.7	4.3	9.7	4.3	9.7	4.3	
200	60.96	47.4	220' 6"	67.22	8.5	3.8	8.5	3.8	8.5	3.8	8.5	3.8	
210	64.01	44.6	210' 11"	64.28	7.4	3.3	7.4	3.3	7.4	3.3	7.4	3.3	
220	67.06	41.8	200' 3"	61.03	6.4	2.9	6.4	2.9	6.4	2.9	6.4	2.9	
230	70.10	38.7	188' 5"	57.43	5.5	2.4	5.5	2.4	5.5	2.4	5.5	2.4	
240	73.15	35.4	175' 2"	53.39	4.6	2.0	4.6	2.0	4.6	2.0	4.6	2.0	
250	76.20	31.8	160' 2"	48.81	3.7	1.6	3.7	1.6	3.7	1.6	3.7	1.6	
260	79.25	27.9	142' 9"	43.50	3.0	1.3	3.0	1.3	3.0	1.3	3.0	1.3	
270	82.30	23.3	121' 10"	37.14	—	—	—	—	—	—	—	—	
280	85.34	17.7	95' 1"	28.97	—	—	—	—	—	—	—	—	
47	14.33	81.7	303' 11"	92.65	—	—	—	—	—	—	—	—	
50	15.24	81.1	303' 6"	92.51	—	—	—	—	—	—	—	—	
60	18.29	79.2	301' 9"	91.98	—	—	—	—	—	—	—	—	
70	21.34	77.2	299' 8"	91.34	—	—	—	—	—	—	—	—	
80	24.38	75.3	297' 3"	90.60	—	—	—	—	—	—	—	—	
90	27.43	73.3	294' 5"	89.74	—	—	—	—	—	—	—	—	
100	30.48	71.3	291' 3"	88.76	—	—	—	—	—	—	—	—	
110	33.53	69.2	287' 7"	87.67	—	—	—	—	—	—	—	—	
120	36.58	67.2	283' 8"	86.45	—	—	—	—	—	—	—	—	
130	39.62	65.1	279' 2"	85.10	—	—	—	—	—	—	—	—	
140	42.67	63.0	274' 4"	83.62	—	—	—	—	—	—	—	—	
150	45.72	60.8	269' 0"	81.99	—	—	—	—	—	—	—	—	
160	48.77	58.6	263' 2"	80.21	—	—	—	—	—	—	—	—	
170	51.82	56.3	256' 9"	78.26	—	—	—	—	—	—	—	—	
180	54.86	54.0	249' 10"	76.14	—	—	—	—	—	—	—	—	
190	57.91	51.6	242' 3"	73.83	—	—	—	—	—	—	—	—	
200	60.96	49.1	233' 11"	71.30	—	—	—	—	—	—	—	—	
210	64.01	46.5	224' 10"	68.54	—	—	—	—	—	—	—	—	
220	67.06	43.9	214' 11"	65.51	—	—	—	—	—	—	—	—	
230	70.10	41.0	204' 0"	62.18	—	—	—	—	—	—	—	—	
240	73.15	38.0	191' 11"	58.49	—	—	—	—	—	—	—	—	
250	76.20	34.8	178' 4"	54.35	—	—	—	—	—	—	—	—	
260	79.25	31.3	162' 11"	49.67	—	—	—	—	—	—	—	—	
270	82.30	27.4	145' 2"	44.25	—	—	—	—	—	—	—	—	
280	85.34	22.9	123' 11"	37.76	—	—	—	—	—	—	—	—	
49	14.94	81.6	313' 9"	95.64	—	—	—	—	—	—	—	—	
50	15.24	81.4	313' 7"	95.59	—	—	—	—	—	—	—	—	
60	18.29	79.5	311' 11"	95.08	—	—	—	—	—	—	—	—	
70	21.34	77.6	309' 11"	94.46	—	—	—	—	—	—	—	—	
80	24.38	75.7	307' 7"	93.74	—	—	—	—	—	—	—	—	
90	27.43	73.8	304' 10"	92.91	—	—	—	—	—	—	—	—	
100	30.48	71.9	301' 9"	91.97	—	—	—	—	—	—	—	—	

(continued)

GENERAL INFORMATION ONLY

Ⓞ Ⓞ Ⓞ — Refer to page 9. Capacities shown in thousand pounds and thousand kilograms.



HC-258 tapered boom				"A" upper & "A" bumper counterweights				"AB" upper & no bumper counterweights					
Length	Radius	Angle	Boom point height	On outriggers				On tires (static)					
				Over side and 360° swing		Over rear		Over side		Over rear		Over side and 360° swing	
				Pounds	Kilograms	Pounds	Kilograms	Pounds	Kilograms	Pounds	Kilograms	Pounds	Kilograms
	Feet	meters	Feet	meters									
	110	33.53	69.9	298' 4"	90.92								
	120	36.58	68.0	294' 5"	89.75								
	130	39.62	65.9	290' 2"	88.45								
	140	42.67	63.9	285' 6"	87.02								
	150	45.72	61.8	280' 5"	85.46								
	160	48.77	59.7	274' 10"	83.76								
	170	51.82	57.5	268' 8"	81.90								
	180	54.86	55.3	262' 1"	79.88								
	190	57.91	53.1	254' 10"	77.68								
	200	60.96	50.7	247' 0"	75.29								
	210	64.01	48.3	238' 5"	72.68								
	220	67.06	45.7	229' 2"	69.84								
	230	70.10	43.1	218' 11"	66.73								
	240	73.15	40.3	207' 9"	63.31								
	250	76.20	37.4	195' 4"	59.53								
	260	79.25	34.2	181' 5"	55.30								
	270	82.30	30.8	165' 9"	50.52								
310' (94.49 m)						Not applicable				Not applicable			

Capacities shown in thousand pounds and thousand kilograms.  
 Ⓞ Applicable only to machines with booms 120' (36.58 m) through 290' (88.39 m) long — without jib. "AB" upper and no bumper counterweights are applicable for booms 120' (36.58 m) through 310' (94.49 m) long — without jib and 120' (36.58 m) through 250' (76.20 m) long — with jib. "AB" upper and "A" bumper counterweights are required for booms 260' (79.25 m) through 300' (91.44 m) long — with jib.

**Notes — lifting crane capacities; tubular boom with tapered top section.**

- The capacities included in this chart are the maximum allowable, and are based on machine standing level on firm supporting surface under ideal job conditions. Capacities are based on 85% of minimum tipping loads unless marked with an asterisk (\*).
  - Asterisk indicates capacities are based on factors other than those which would cause a tipping condition.
- Capacities are based on freely suspended loads and make no allowance for such factors as the effect of wind, supporting surface conditions, inflation of tires, and operating speeds. Operator must reduce load ratings accordingly to take such conditions into account. Deduction from rated capacities must be made for weight of jib, hook block, ball/hook, sling, spreader bar, or other suspended gear.
- Boom midpoint suspension pendants required for boom lengths exceeding 230' (70.10 m).
- Main boom length with "AB" upper and no bumper counterweight must not exceed 310' (94.49 m).

Ⓞ Measured vertically from center of boom head sheaves to ground with machine standing on tires.

Ⓞ Capacities for 360° swing applicable only when front center jack and front and rear outriggers are set in proper working position.

- Least stable position is over side.
- When handling loads on main load hoist line with jib mounted on boom, reduce rated boom capacities as follows to compensate for jib weights —
  - 30' ( 9.14 m) jib — 2,600 lbs. (1 179 kg)
  - 50' (15.24 m) jib — 3,300 lbs. (1 496 kg)
  - 70' (21.34 m) jib — 4,000 lbs. (1 814 kg)
- Boom must be assembled per boom make-up label #28P674.
- When making lifts on outriggers, machine must be level and supported on fully extended and set outriggers with tires free of supporting surface.
- Capacities apply only to the machine as originally manufactured and normally equipped by FMC Corporation, Cable Crane and Excavator Division.

**GENERAL INFORMATION ONLY**

# HC-258 boom/jib working ranges — tapered boom

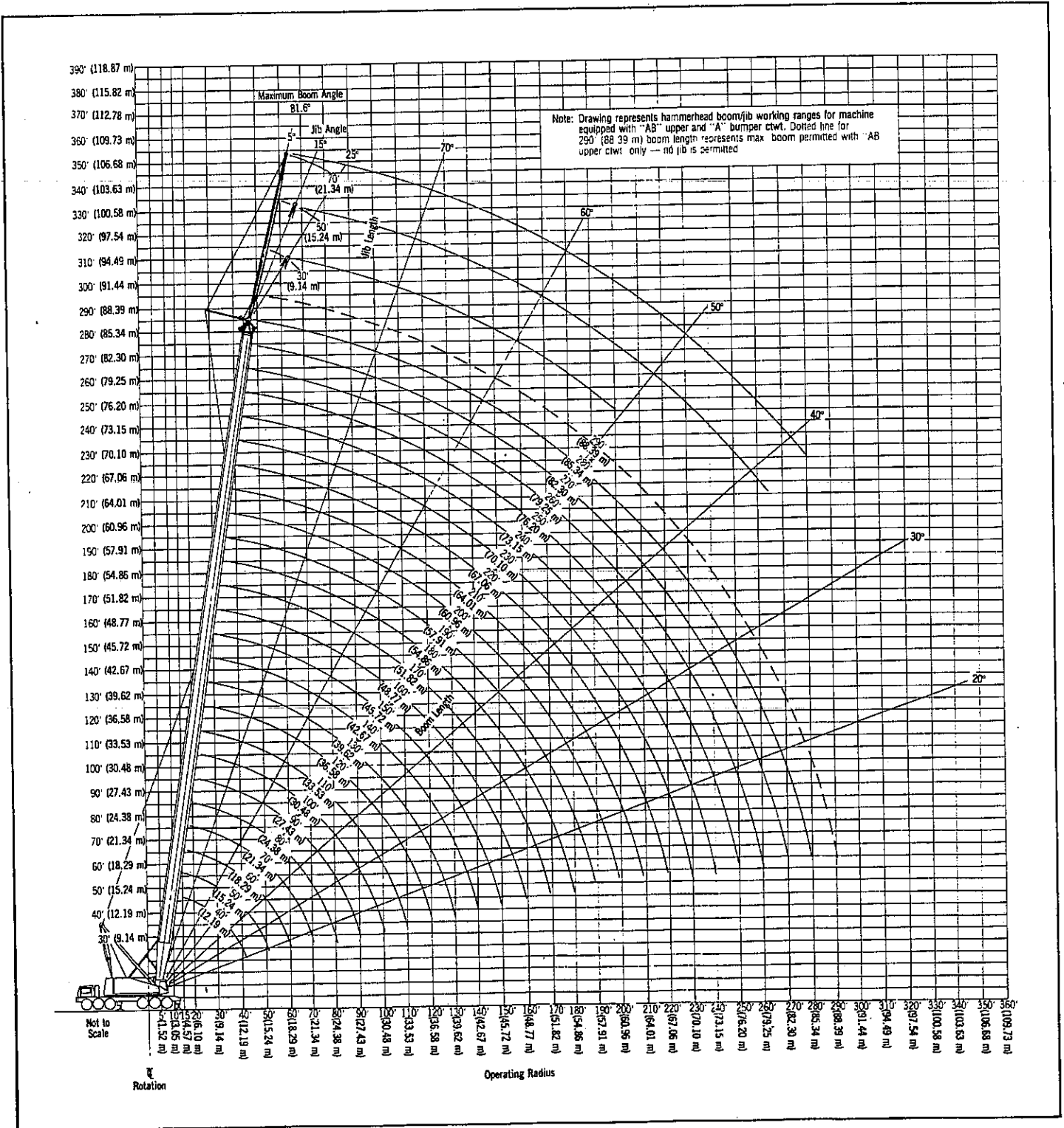
**Boom** — tubular; 80" (2.03 m) wide, 68" (1.73 m) deep with 45' (13.72 m) long tapered top section, 1½" (38 mm) diameter boom pendants, boom live mast, and boom midpoint suspension pendants as required.

**Jib** — tubular; 32" (0.81 m) wide 24" (0.61 m) deep.

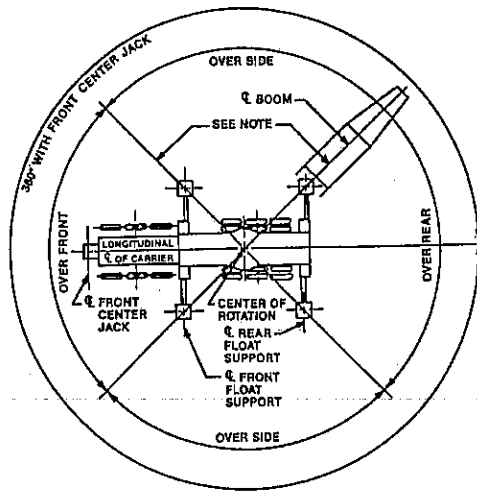
**Counterweights** — Refer to charts page 1.

**Mounting** — rubber tire mobile base: FMC 12 x 6 drive, 288" (7.32 m) wheelbase, 11' 10" (3.61 m) wide.

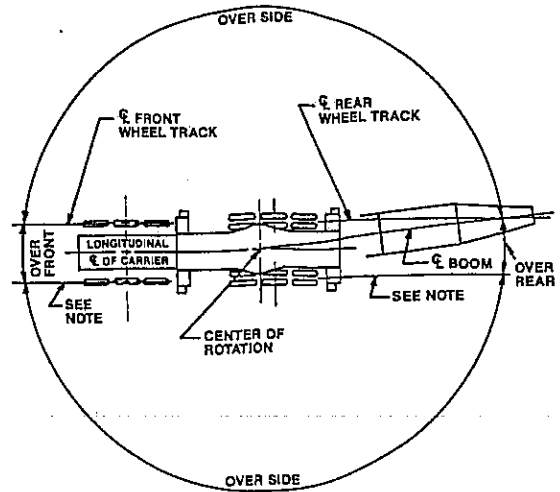
**GENERAL INFORMATION ONLY**



# HC-258 working areas



Rubber tire mobile base on outriggers



Rubber tire mobile base on tires

**Note:** These lines determine the limiting position of any load for operation within working areas indicated.

## GENERAL INFORMATION ONLY

We are constantly improving our products and therefore reserve the right to change designs and specifications.