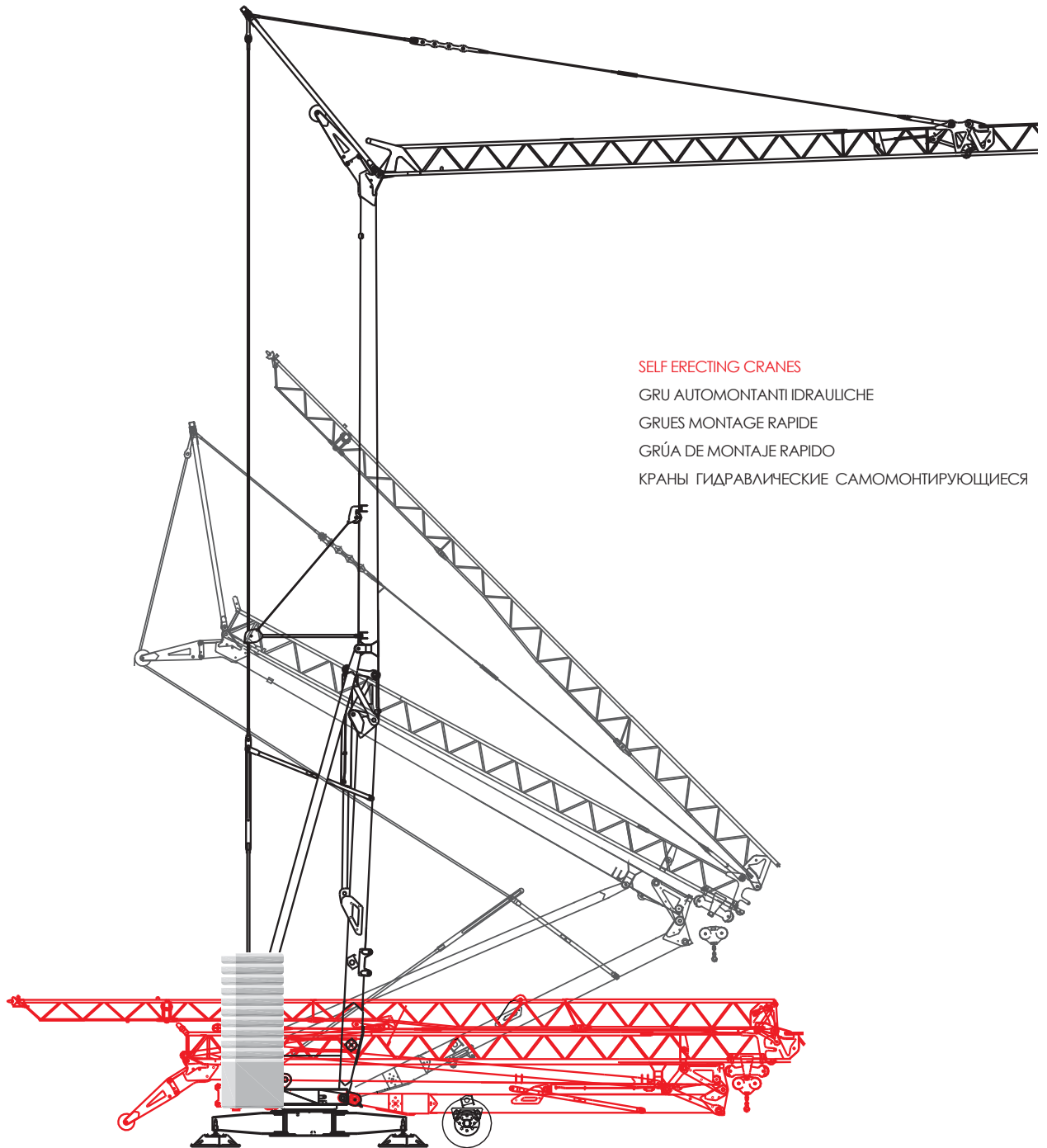


SELF ERECTING CRANES



SELF ERECTING CRANES

GRU AUTOMONTANTI IDRAULICHE

GRUES MONTAGE RAPIDE

GRÚA DE MONTAJE RAPIDO

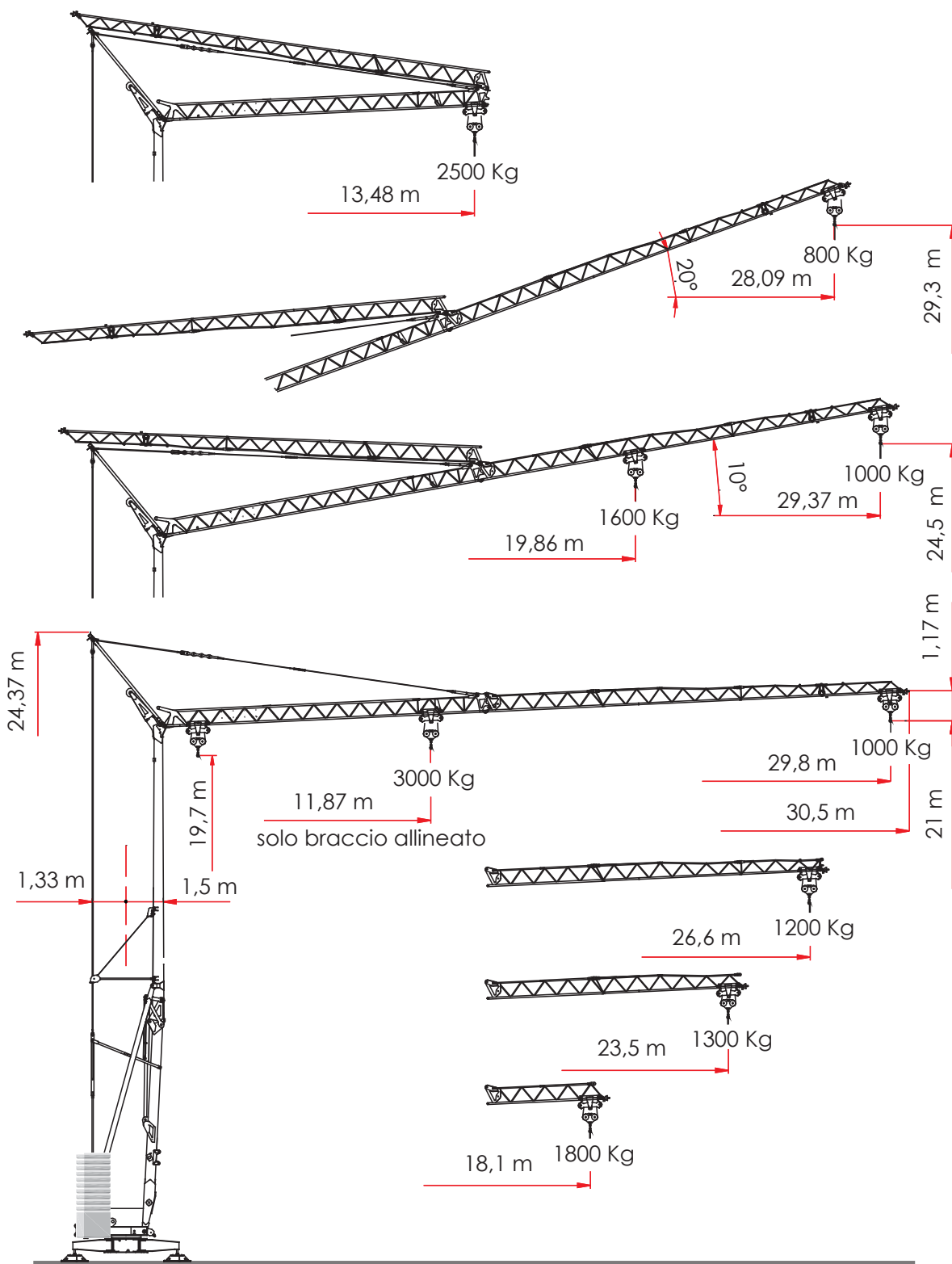
КРАНЫ ГИДРАВЛИЧЕСКИЕ САМОМОНТИРУЮЩИЕСЯ



H1B3 - DIN 15018

TOWER CONFIGURATION - REACTIONS

CONFIGURAZIONE TORRE - REAZIONI / CONFIGURATION TOUR - RÉACTIONS / TORRE DE CONFIGURACIÓN - REACCIONES / КОНФИГУРАЦИЯ БАШНИ - РЕАКЦИИ




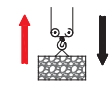
kg.	3000	2691	2464	2102	1828	1613	1440	1298	1180	1079	1000
m.	11.87	13.0	14.0	16.0	18.0	20.0	22.0	24.0	26.0	28.0	29.8



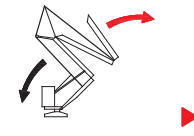
MECHANISMS

MECCANISMI / МЭКАНИСМЕС / MECANISMOS / МЕХАНИЗМЫ

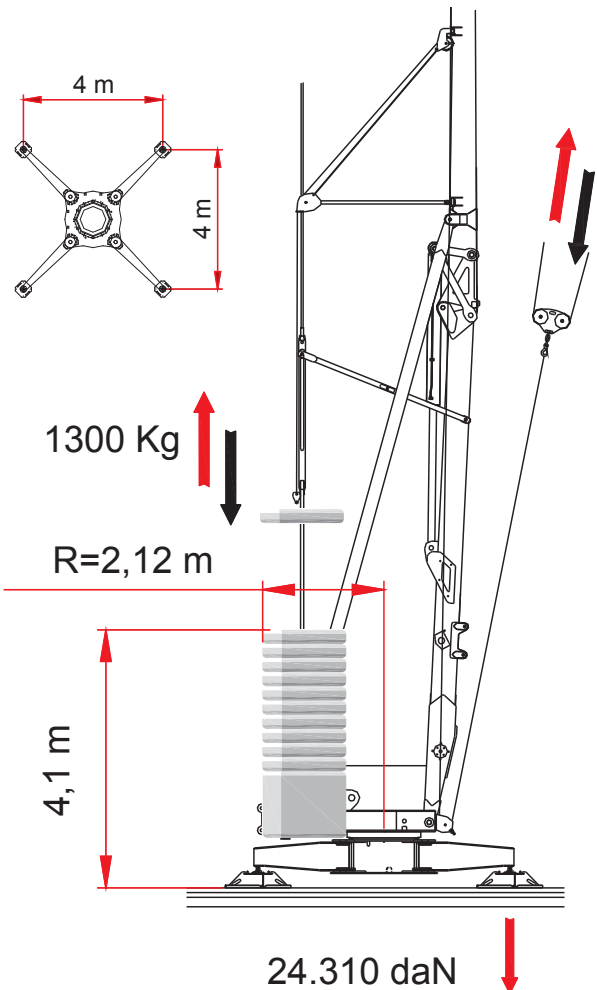
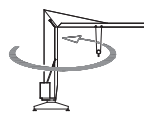
 400 V (+10% - 10%) 50 Hz 12 kVA



	▶	▶▶	▶▶▶	▶▶▶▶
m/l'	8	20	46	56
kg	3000	3000	1200	800
kW	11 (Inverter)			




	▶	▶▶	▶▶▶
g/l'	17.8	28.6	53.5 (↗ 39.3)
kW	3 (Inverter)		

	▶	▶▶	▶▶▶
m/l'	0.15	0.42	0.84
kW	3 (Inverter)		

12.700 Kg. 5.200 Kg. + 13.000 Kg.

F [daN]

MAX STRESSES
AT THE FOOT

SFORZI MASSIMI
AL PIEDE

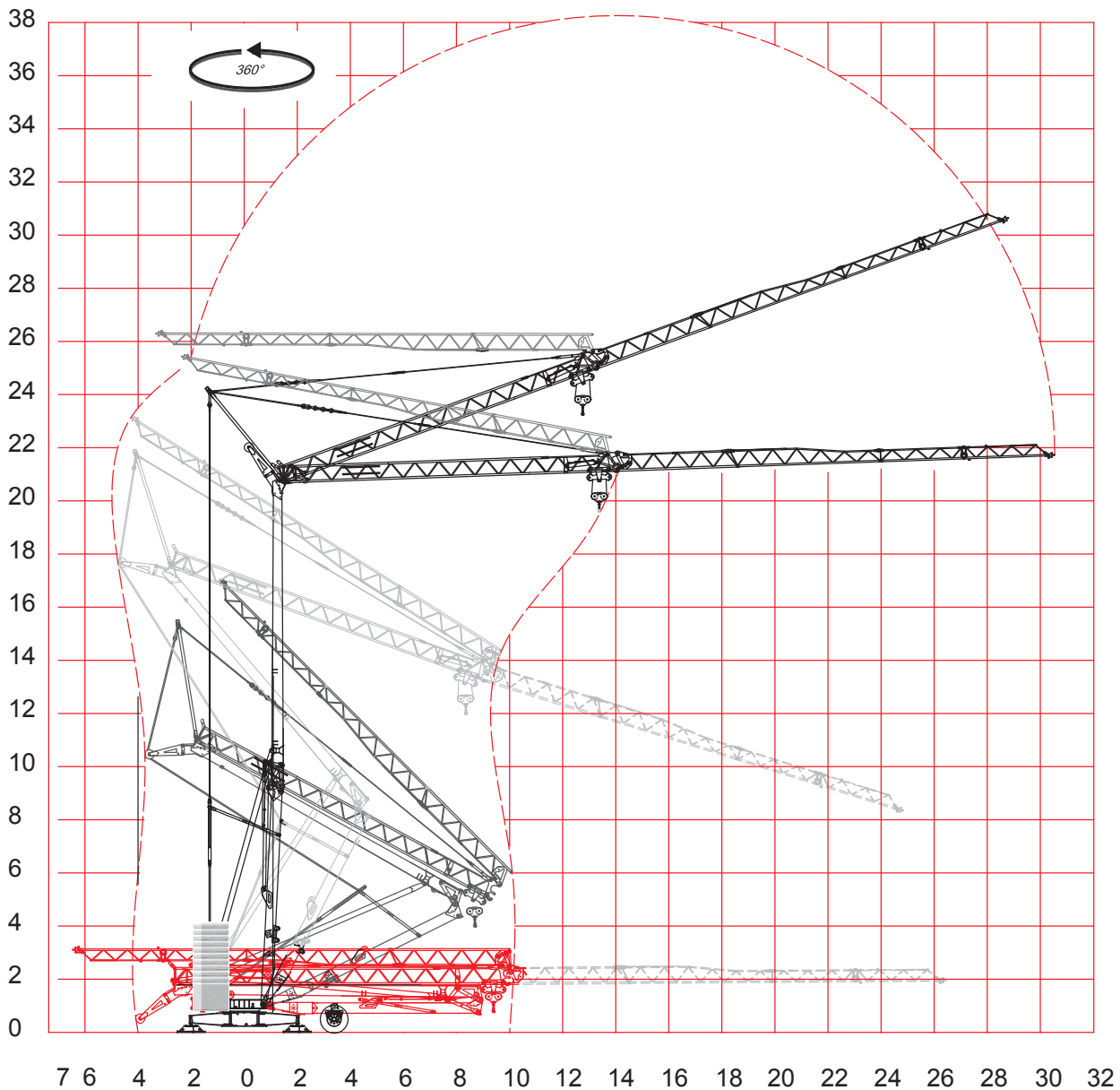
EFFORTS MAX.
AU PIED

MÁXIMO ESFUERZOS
A LOS PIES

МАКС. УСИЛИЯ НА
ПОДНОЖИЕ

ERECTION PROCEDURE ON 360°

SEQUENZA DI MONTAGGIO SU 360° / DÉROULEMENT DE MONTAGE SUR 360° / SECUENCIA DE MONTAJE DE 360° / ХАРАКТЕРИСТИКА ГЛАВНЫХ ПРИВОДОВ 360°



MONTAGE

MONTAGGIO

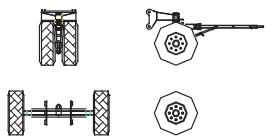
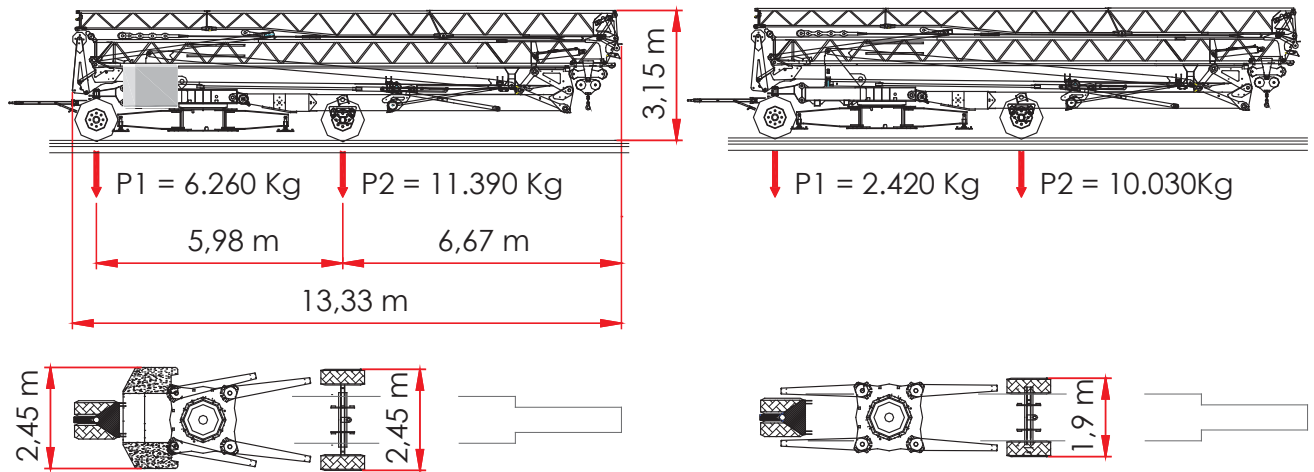
MONTAGE

MONTAJE

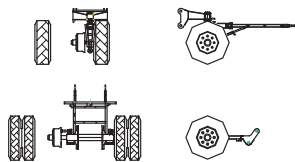
СОБРАНИЯ

TRACK LOAD PLAN

SOLUZIONE DI TRAINO / PLAN DE CHARGEMENT / REMOLQUE DE SOLUCIÓN / ВАРИАНТ БУКСИРОВКИ



4 x 385-R 22.5



Freni - Brakes - Freins
Bremse - Frenos

[HR 30 _REV. _0312] ADL / TECHNICAL DEPARTEMENT

THE DATA OBJECT OF THESE SHEETS ARE SUBJECT TO CHANGE WITHOUT PRIOR NOTICE / I DATI OGGETTO DELLE PRESENTI SCHEDE POTREBBERO SUBIRE MODIFICHE SENZA PREAVVISO / LES INFORMATIONS DONNÉES DANS LES PRÉSENTES FICHES POURRAIENT SUBIR DES MODIFICATIONS SANS PRÉAVIS / LOS DATOS CONTENIDOS EN ESTE FORMULARIO ESTÁN SUJETAS A CAMBIOS SIN PREVIO AVISO / ДАННЫЕ, УКАЗАННЫЕ В НАСТОЯЩИХ СПЕЦИФИКАЦИЯХ, МОГУТ ИЗМЕНЯТЬСЯ БЕЗ ПРЕДВАРИТЕЛЬНОГО ПРЕДУПРЕЖДЕНИЯ.