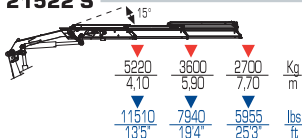
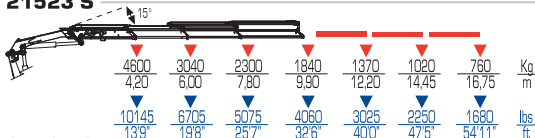




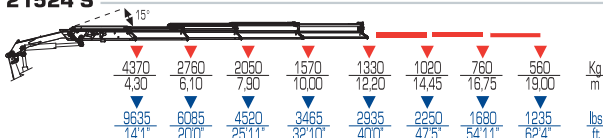
21522 S




21523 S




21524 S




21525 S



21526 S









21527 S



	tm	ft lbs	l/min	gals/min	Mpa	Psi
21522 S	20,2	146110	40	11	30,5	4420
21523 S	19,3	139600	40	11	29	4420
21524 S	18,8	135980	40	11	28	4420
21525 S	18,2	131640	40	11	28	4420
21526 S	18	130190	40	11	28	4420
21527 S	17,3	125130	40	11	28	4420



											
		ST	ST	LC	LC	mm	ft	mm	ft	mm	ft
400		2130	4700	2250	4965	2455	8'	2350	7'9"	980	3'2"
400		2280	5030	2400	5295	2455	8'	2350	7'9"	980	3'2"
400		2420	5340	2540	5600	2455	8'	2350	7'9"	980	3'2"
400		2555	5635	2675	5900	2455	8'	2350	7'9"	1040	3'4"
400		2675	5900	2795	6165	2455	8'	2350	7'9"	1060	3'5"
400		2780	6130	2900	6395	2455	8'	2440	8'0"	1100	3'6"