

## Model

# 600 Series

## TELESCOPIC BOOM LIFTS

### Features

Platform: 36 x 96 in. (0.91 x 2.44 m)  
SkyPower® Package  
Oscillating Axle  
Inward Swinging Gate  
Hydraulic Platform Rotator  
110V AC Receptacle in the Platform  
5 Degree Tilt Alarm/Indicator Light  
Swing-Out Engine Tray  
12V DC Auxiliary Power  
Hourmeter  
Control ADE® System  
All Motion Alarm  
Proportional Controls  
Gull-Wing Hoods  
Operators Tool Tray  
Platform Console Machine Status  
Light Panel\*  
Lifting/Tie Down Lugs  
Engine Distress Warning/Shutdown—  
Selectable via JLG Analyzer

\* Provides indicator lights at platform control console for system distress, fuel level, low fuel, 5 degree tilt light and foot switch status.

### Accessories & Options

36 x 72 in. (0.91 x 1.83 m) Platform  
Fall Arrest Platform  
Mesh to Top Rail Bolt-on Aluminum 6 ft  
Mesh to Top Rail Bolt-on Aluminum 8 ft  
Soft Touch System  
Foam-Filled Tires  
2500W Generator  
Tow Package  
Exhaust Purifier Muffler  
43.5 lb (19.7 kg) Propane Tank  
Cold Weather Start Kit (GM)  
Cold Weather Start Kit (Deutz & CAT)  
Hostile Environment Kit  
Light Package  
Platform Worklights  
Flashing Amber Beacon  
Semi-Track  
Arctic Package

#### Accessory Packages:

SkyWelder®  
SkyGlazier®  
Nite Bright®  
SkyCutter®  
Pipe Rack  
SkyAir®



#### Largest Working Range in its Class

- 56 ft 9 in. (17.3 m) of horizontal outreach for improved access
- Versatile articulating jib provides a wider range of motion

#### Easier Maintenance, Reduced Costs

- Swing-out engine tray allows for faster and easier access for routine maintenance
- Exclusive Advanced Design Electronics (Control ADE®) System provides smoother machine functions, increased fuel efficiency and reduced emissions

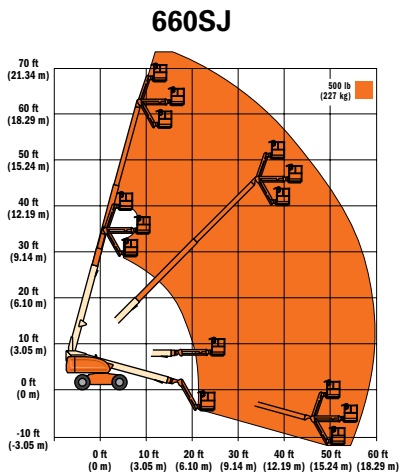
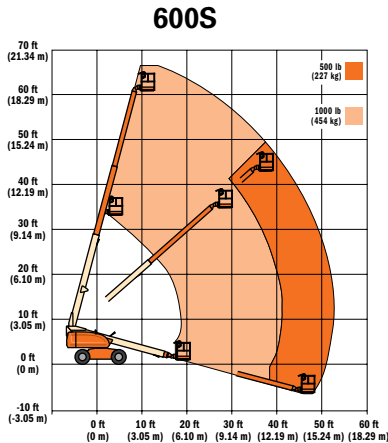
#### Higher Capacity and Improved Performance

- Industry's highest platform capacity of 1,000 lb (454 kg)
- 45% gradeability and oscillating axle for improved traction

# Model 600 Series

## TELESCOPIC BOOM LIFTS

### Specifications



#### Reach

Platform Height	
600S	60 ft 3 in. (18.36 m)
660SJ	66 ft 8 in. (20.32 m)
Horizontal Outreach	
600S	49 ft 6 in. (15.09 m)
660SJ	56 ft 9 in. (17.3 m)
Swing	360° Continuous
Platform Capacity—	
Restricted (600S Only)	1,000 lb (454 kg)
Platform Capacity—	
Unrestricted	500 lb (227 kg)
Platform Rotator	
600S	160° Hydraulic
660SJ	180° Hydraulic

#### Dimensions

A. Platform Size	36 x 96 in. (0.91 x 2.44 m)
B. Overall Width	7 ft 11 in. (2.41 m)
C. Tailswing (working condition)	3 ft 9 in. (1.14 m)
D. Stowed Height	8 ft 5 in. (2.57 m)
E. Stowed Length	
600S	27 ft 11 in. (8.51 m)
660SJ	33 ft 6 in. (10.21 m)
F. Wheelbase	8 ft 1 in. (2.46 m)
G. Ground Clearance	12 in. (30 cm)
Weight <sup>1</sup>	
600S	22,750 lb (10,319 kg)
660SJ	27,600 lb (12,519 kg)
Max. Ground Bearing Pressure	
600S	67 psi (4.7 kg/cm <sup>2</sup> )
660SJ	75 psi (5.27 kg/cm <sup>2</sup> )

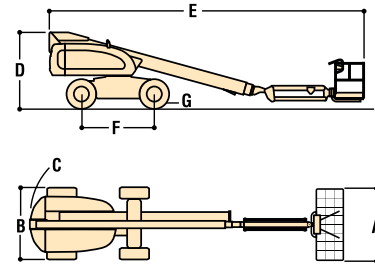
<sup>1</sup> Certain options or country standards increase weight

#### Chassis

Drive Speed 2WD	4.25 mph (6.8 kmph)
Drive Speed 4WD	4.25 mph (6.8 kmph)
Gradeability 2WD	30%
Gradeability 4WD	45%
Tires	
600S & 660SJ	39 x 15-225 Lug Tread
Axle Oscillation	8 in. (20 cm)
Turning Radius, (Inside/Outside)	
2WS	7 ft 7.5 in./17 ft 6 in. (3.45 m/5.41 m)
4WS	4 ft 4.5 in./11 ft 6.5 in. (1.65 m/3.45 m)

#### Power Source

Dual Fuel Engine,	
GM Vortec 3000 MPFI	82 hp (61 kW)
Diesel Engine,	
Deutz D2011L04	49 hp (36.4 kW)
Diesel Engine,	
Caterpillar 3044C	63 hp (47 kW)
Fuel Tank Capacity	40 gal (151 L)
Hydraulic Reservoir	32 gal (121 L)
Auxiliary Power	12V DC



#### The JLG "1 & 5" Warranty

JLG Industries, Inc. backs our products with our exclusive "1 & 5" Warranty. We provide coverage for one (1) full year, and cover all specified major structural components for five (5) years. These machines meet or exceed applicable OSHA Regulations in 29 CFR 1910.67, 29 CFR 1926.453, ANSI A92.5-2006 and CSA standard B354.4-02 as originally manufactured for intended applications. We reserve the right to make price, specification, and/or equipment changes without prior notification.



#### JLG Industries, Inc.

1 JLG Drive  
McConnellsburg, PA 17233-9533  
Telephone 717-485-5161  
Toll-free in US 877-JLG-LIFT  
Fax 717-485-6417

[www.jlg.com](http://www.jlg.com)

An Oshkosh Corporation Company