


QY30K5

FULL HYDRAULIC TRUCK CRANE



Overall length	12070mm
Overall width	2500mm
Overall height	3390mm

Dead weight in travel state	32400kg
Axle load	
Front axle	7000kg
Rear axle	25400kg

Engine model	
Engine rated power(SCL260-3/SC8DK280Q3)	206kW(r/min)
Engine rated torque(SCL260-3/SC8DK280Q3)	1170/1112(N.m)(r/min)
Engine rated speed(SCL260-3/SC8DK280Q3)	2200r/min

Max travel speed	75km/h
Min turning diameter	22m
Min ground clearance	291mm
Approach angle	19°
Departure angle	13°
Braking distance(travel speed at 30km/h)	≤10m
Max gradeability	30%
Fuel consumption of per 100km	40L

Max total rated lifting load	30t
Min rated working radius	3m
Min swing radius at counterweight tail	3065mm
Max load moment	
Base boom	1025kN.m
Fully-extended boom	460kN.m
Outrigger span	
Longitudinal distance/Lateral distance	5.85/5.0m
Lifting height	
Base boom	10.1m
Fully-extended boom	38.7m
Fully-extended boom + Jib	47.6m
Boom length	
Base boom	10.1m
Fully-extended boom	38.5m
Fully-extended boom + Jib	46.8m

Boom raising	68s
Boom telescoping time	
Fully-extending/Fully-retracting	150/140s
Max swing speed	2.5r/min
Outrigger extending and retracting time	
Outrigger beam extending/retracting synchronously	35/30s
Outrigger jack extending/retracting synchronously	40/35s
Hoisting speed(single line)	
Main winch with full load/no load	75/120m/min
Auxiliary winch with full load/no load	75/120m/min

QY30K5 FULL HYDRAULIC TRUCK CRANE

- ◆ Whole machine appearance is harmony and smooth, beautiful and fine, unification of upper and lower, and both practical and good looking.
- ◆ Self-made special truck crane chassis with strong power engine of environmental protection greatly improved overall travel performance.
- ◆ Five-section octagonal all-round telescopic boom has strong lifting capacity, and crane each technical index is advanced in domestic industry.
- ◆ Large box type frame has high torsion resistance, and wide outrigger span improve operation stability.
- ◆ Various operating modes such as fully/half outrigger and single top, etc. extend the use of crane operation.
- ◆ World advanced and newly designed boom system, streamlined boom head and built-in slider efficiently increase boom section joint length and reduce boom lower deflection and side bending.
- ◆ High work efficiency. The main winch uses dual variable displacement system to realize low speed for heavy duty and high speed for light duty, energy saving and high efficiency, and quick elevating and telescoping mechanisms improve work efficiency.
- ◆ Well-equipped safety protection device. The crane is equipped with automatic load moment limiter, overload and over-winding cutout device, which have raised the safety for crane operation.
- ◆ Ergonomically designed two cabs are accord with ISO standard, and air-conditioner in crane superstructure and carrier. The driver's cab is luxury full-width cab, spacious and comfortable, equipped with shock-absorption adjustable seat for reducing harmful shake and easing driver's tiredness. The operator's cab is mounted at right side, all-round streamlined shape, and equipped with LCD display monitor for a clear glance of all operation.

XUZHOU CONSTRUCTION MACHINERY GROUP IMP.&EXP.CO.,LTD.

Add:XCMG Headquarters,Xuzhou Economic Development Zone,Jiangsu,China 221004

Tel:European & American Dept. +86-516-87739238

Middle East Dept. +86-516-87739252

Asian Dept. +86-516-87739234

Centel Asian Dept. +86-516-87739239

American & Oceania Dept. +86-516-87739237

African Dept. +86-516-87739222

Fax: +86-516-87739230

E-mail:sinomac@public.xz.js.cn

www.xcmg.com

Please contact with our district agent:

Materials and specifications are subject to change without notice.



QY30K5

HYDRAULIC TRUCK CRANE



Max. Total Rated Lifting Load	30t
Full-extend Boom Lifting Height	38.7m
Full-extend Boom+Jib Lifting Height	47.6m

QY30K5

FULL HYDRAULIC TRUCK CRANE

(Outrigger fully extend 6.0m)

10.1~38.5m Boom(Outrigger fully extend and boom over side or rear)Outrigger span: 6.0m

Hoisting radius (m)	22.52m											
	Lifting Load (kg)	Boom Angle (°)	Lifting Height (m)	Lifting Load (kg)	Boom Angle (°)	Lifting Height (m)	Lifting Load (kg)	Boom Angle (°)	Lifting Height (m)	Lifting Load (kg)	Boom Angle (°)	Lifting Height (m)
3	30000	67	10.1	25000	74	14.0						
3.5	28000	64	9.9	23500	72	13.8						
4	25300	61	9.6	21500	69	13.6	18000	74	17.4			
5	20500	54	8.9	18500	65	13.1	15800	71	17.0	11400	76	22.6
6	16500	46	7.9	16000	60	12.5	13000	67	16.6	10400	73	22.3
7	13500	37	6.7	13000	55	11.8	11500	63	16.1	9400	70	22.0
8	10800	25	4.8	10800	49	11.0	10900	59	15.5	8500	68	21.5
9				8700	43	9.9	8600	55	14.8	7800	65	21.0
10				7200	36	8.6	7100	51	13.9	7100	62	20.5
11				6000	27	6.8	5900	46	13.0	6500	59	19.9
12							5000	41	11.8	5500	56	19.2
13							4200	36	10.5	4800	53	18.4
14							3600	29	8.7	4100	49	17.5
15							3000	20	6.2	3600	46	16.5
16										3100	42	15.4
18										2400	33	12.5
20										1800	21	8.1
22												
24												
26												
28												
30												
32												

(Outrigger fully extend 6.0m)

10.1~38.5m Boom(Outrigger fully extend and 360° full swing)Outrigger span: 6.0m

Hoisting radius (m)	22.52m											
	Lifting Load (kg)	Boom Angle (°)	Lifting Height (m)	Lifting Load (kg)	Boom Angle (°)	Lifting Height (m)	Lifting Load (kg)	Boom Angle (°)	Lifting Height (m)	Lifting Load (kg)	Boom Angle (°)	Lifting Height (m)
3	30000	67	10.1	25000	74	14.0						
3.5	28000	64	9.9	23500	72	13.8						
4	25300	61	9.6	21500	69	13.6	18000	74	17.4			
5	20500	54	8.9	18500	65	13.1	15800	71	17.0	11400	76	22.6
6	16500	46	7.9	16000	60	12.5	13000	67	16.6	10400	73	22.3
7	13500	37	6.7	13000	55	11.8	11500	63	16.1	9400	70	22.0
8	10800	25	4.8	10800	49	11.0	10900	59	15.5	8500	68	21.5
9				8700	43	9.9	8600	55	14.8	7800	65	21.0
10				7200	36	8.6	7100	51	13.9	7100	62	20.5
11				6000	27	6.8	5900	46	13.0	6500	59	19.9
12							5000	41	11.8	5500	56	19.2
13							4200	36	10.5	4800	53	18.4
14							3600	29	8.7	4100	49	17.5
15							3000	20	6.2	3600	46	16.5
16										3100	42	15.4
18										2300	33	12.5
20										1700	21	8.1
22												
24												
26												
28												
30												
32												

(Outrigger half extend 4.8m)

10.1~38.5m Boom(Outrigger half extend and 360° full swing)Outrigger span: 4.8m

Hoisting radius (m)	22.52m											
	Lifting Load (kg)	Boom Angle (°)	Lifting Height (m)	Lifting Load (kg)	Boom Angle (°)	Lifting Height (m)	Lifting Load (kg)	Boom Angle (°)	Lifting Height (m)	Lifting Load (kg)	Boom Angle (°)	Lifting Height (m)
3	30000	67	10.1	25000	74	14.0						
3.5	28000	64	9.9	23500	72	13.8						
4	25300	61	9.6	21500	69	13.6	18000	74	17.4			
5	20500	54	8.9	18500	65	13.1	15800	71	17.0	11400	76	22.6
6	15400	46	7.9	15200	60	12.5	13000	67	16.6	10400	73	22.3
7	11400	37	6.7	11200	55	11.8	11000	63	16.1	9400	70	22.0
8	8800	25	4.8	8700	49	11.0	8500	59	15.5	8500	68	21.5
9				6900	43	9.9	6700	55	14.8	7300	66	21.0
10				5600	36	8.6	5400	51	13.9	6000	62	20.5
11				4500	27	6.8	4400	46	13.0	5000	59	19.9
12							3600	41	11.8	4200	56	19.2
13							2900	36	10.5	3500	53	18.4
14							2400	29	8.7	3000	49	17.5
15							1900	20	6.2	2500	46	16.5
16										2100	42	15.4
18										1500	33	12.5
20										1000	21	8.1
22												
24												
26												

(Outrigger fully extend)

Outrigger beam fully extend, 360° full swing

Boom angle (°)	(Boom length)38.5m								
	(Jib offset) 0°			(Jib offset) 15°			(Jib offset) 30°		
	Lifting Load (kg)	Working radius (m)	Lifting Height (m)	Lifting Load (kg)	Working radius (m)	Lifting Height (m)	Lifting Load (kg)	Working radius (m)	Lifting Height (m)
78	2800	10.7	47.6	2500	12.1	47.2	1900	13.4	46.1
75	2800	13.1	47.3	2400	14.4	46.4	1750	15.6	45.2
72	2750	15.3	46.4	2200	16.7	45.5	1700	17.8	44.2
70	2650	16.8	45.8	2100	18.2	44.8	1600	19.3	43.5
65	2150	20.4	44.1	1900	21.7	42.9	1500	22.7	41.5
60	1800	23.9	42.1	1600	25.1	40.8	1400	26.1	39.2
55	1200	27.2	39.7	1140	28.3	38.3	1050	29.1	36.6
50	800	30.2	37.1	750	31.3	35.6	700	31.9	33.8
40	260	35.6	31.1	250	36.4	29.4	250	36.8	27.6


Notes:

- The data given in the tables are the maximum lifting capacity when the crane is set up on level and firm ground.
- The total rated lifting loads include the weight of hook block and slings.
- The working radius in the tables are the actual values including the deflection of boom under load.
- The lifting operation is only permissible under the condition of wind force 7.
- The lifting height in the tables is for reference, and lifting operation should be according to the working radius.
- The total rated lifting load for single top is the same as those for main boom, but the max. lifting load must not exceed 2800 kg.
- When using boom for lifting but with jib attached, the total rated load for boom should be deducted at least 500 kg.
- Before lifting, first extend fully the 2nd boom section, then the 3rd, 4th and 5th boom sections. After lifting, first retract the 3rd, 4th and 5th boom sections, then the 2nd boom section.
- The max. single line pull for main and auxiliary winches is 33,500N. The main winch rope length is 165m and the auxiliary winch rope length is 105m.
- The max. supporting force for outrigger is 330,000N.


(Outrigger half extend)

Outrigger half extend, 360° full swing

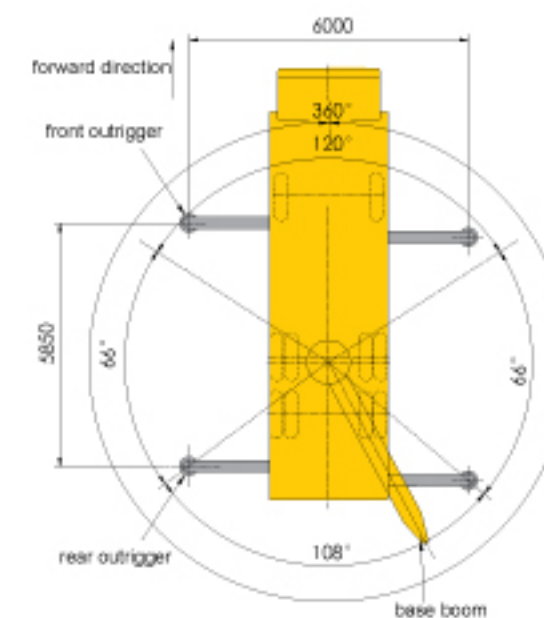
Boom angle (°)	(Boom length)38.5m, (Jib length)8.3m								
	(Jib offset) 0°			(Jib offset) 15°			(Jib offset) 30°		
	Lifting Load (kg)	Working radius (m)	Lifting Height (m)	Lifting Load (kg)	Working radius (m)	Lifting Height (m)	Lifting Load (kg)	Working radius (m)	Lifting Height (m)
78	2800	10.7	47.6	2500	12.1	47.2	1900	13.4	46.1
75	2800	13.1	47.3	2400	14.4	46.4	1750	15.6	45.2
72	2750	15.3	46.4	2200	16.7	45.5	1700	17.8	44.2
70	2650	16.8	45.8	2100	18.2	44.8	1600	19.3	43.5
65	2150	20.4	44.1	1900	21.7	42.9	1500	22.7	41.5
60	1470	20.4	44.1	1320	21.7	42.9	1220	22.7	41.5
60	790	23.9	42.1	730	25.1	40.8	680	26.1	39.2
55	350	27.2	39.7	320	28.3	38.3	300	29.1	36.6



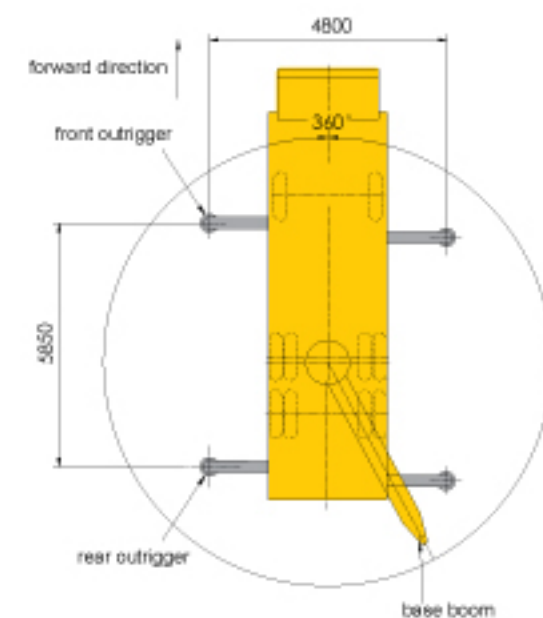
Working radius(m)
▲ Crane Lifting Height Curves (Outrigger fully extend)



Working radius(m)
▲ Crane Lifting Height Curves (Outrigger half extend)



▲ Crane Working Area (Outrigger fully extend)



▲ Crane Working Area (Outrigger half extend)

All specifications are subject to technical modifications without notice