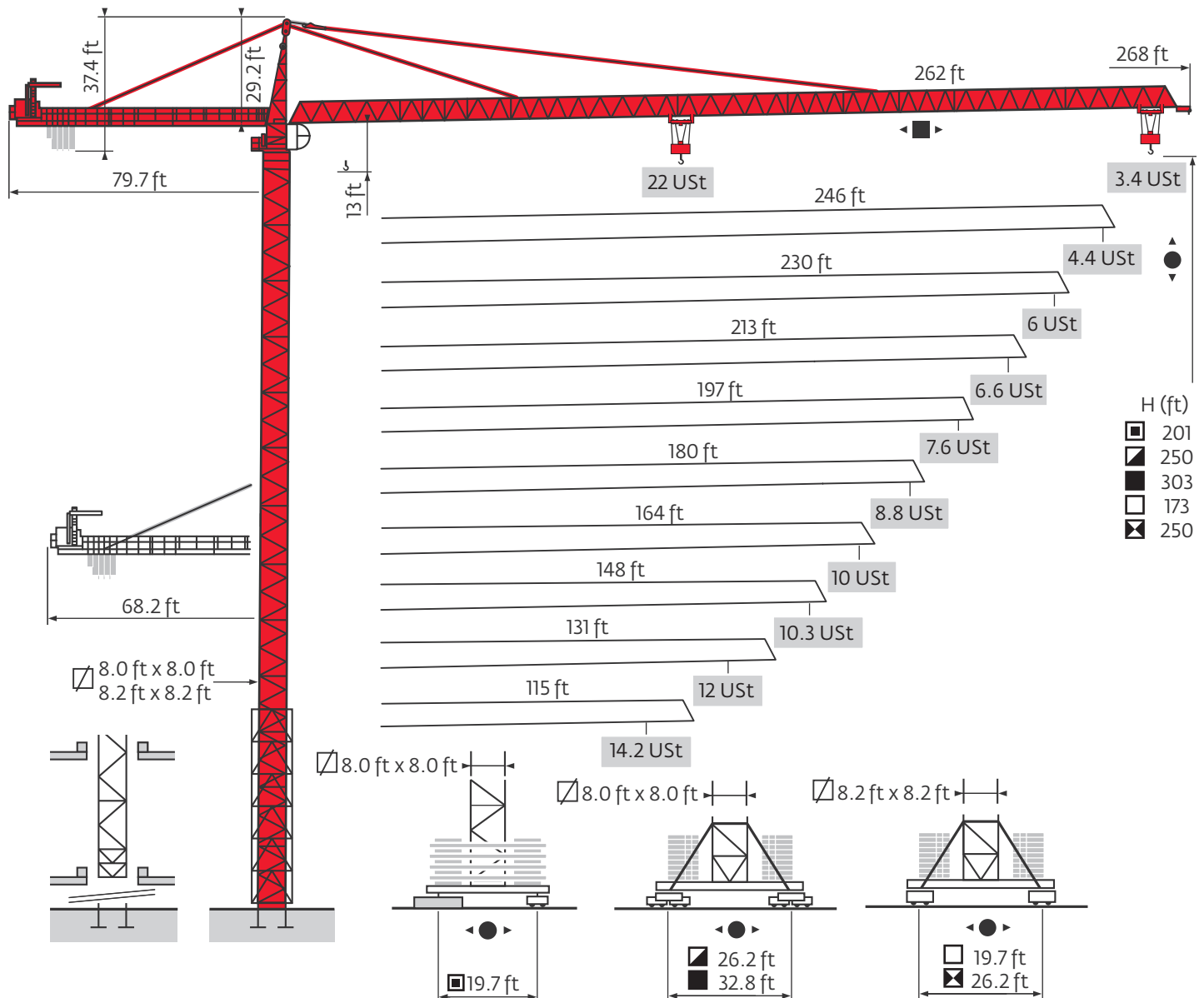


Potain MD 485 B M20

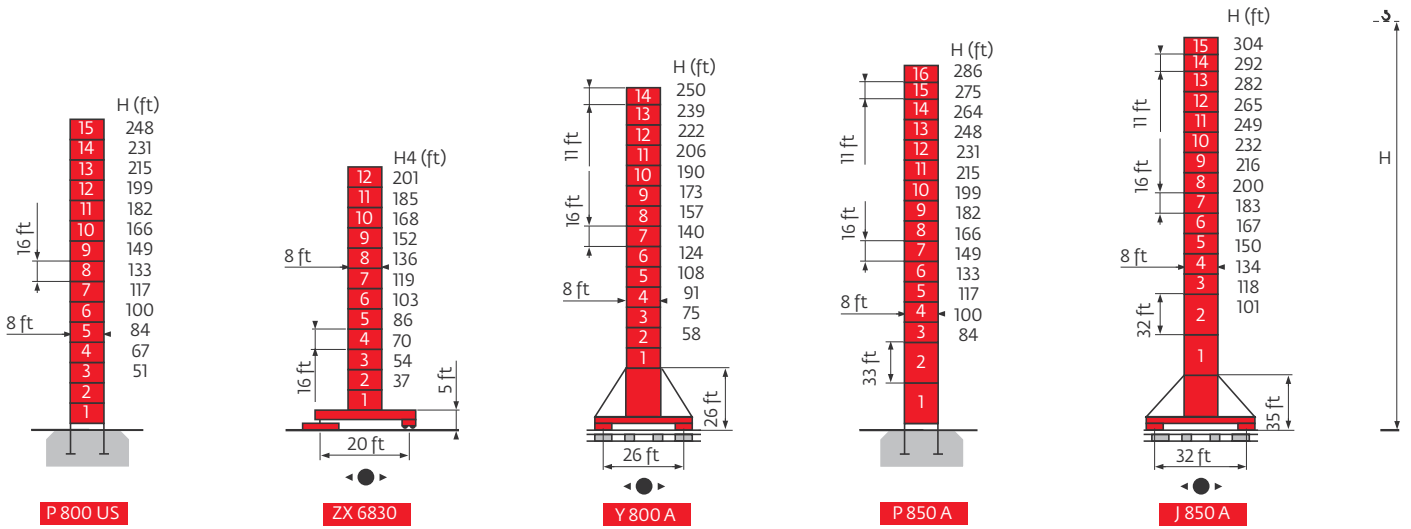
Data Sheet

FEM 1.001-A3

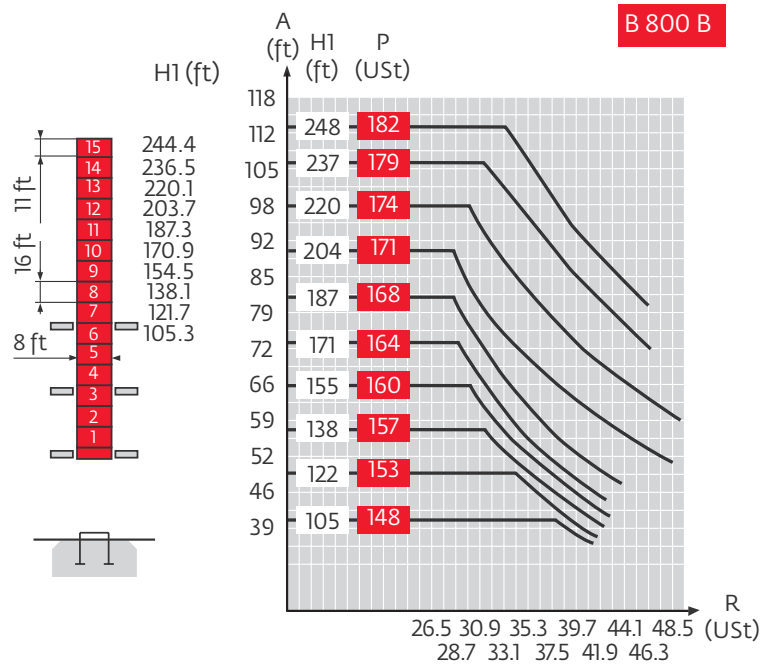
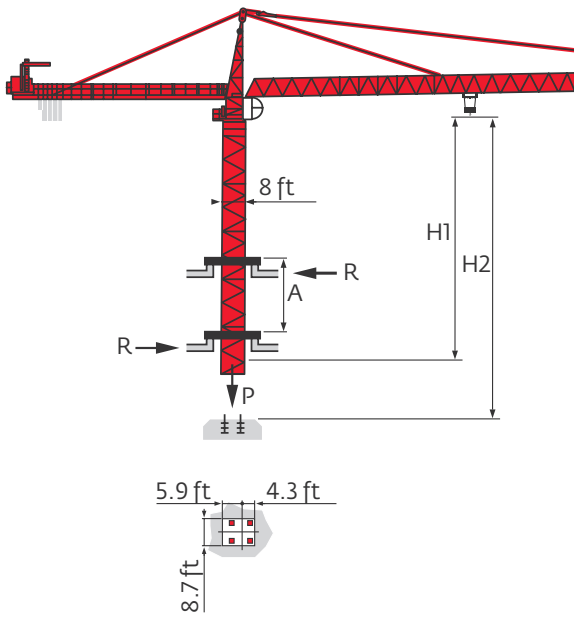


Values have been rounded

Mast



Climbing crane

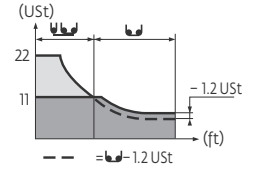


Ht	Traveling maximum height
A	Distance between collars
H1	Crane height
P	Crane weight (in service)
R	Horizontal reaction

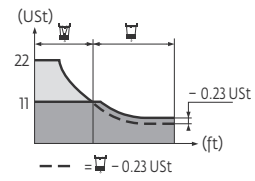
Load charts



262 ft	10 ▶	57	66	72	82	89	98	99	108	115	121	131	148	164	180	197	213	230	246	262	ft
▲▲▲		22	18.5	16.4	14	12.7	11.1	11	11	10.3	9.6	8.7	7.5	6.6	5.8	5.2	4.6	4.2	3.7	3.4	USt
246 ft	10 ▶	62	66	72	82	89	98	105	109	119	121	131	148	164	181	197	213	230	246	ft	
▲▲▲		22	20.6	18.4	15.8	14.3	12.6	11.6	11	11	10.8	9.8	8.5	7.5	6.6	6	5.4	4.9	4.4	USt	
230 ft	10 ▶	72	72	82	89	98	105	115	121	127	139	148	164	180	197	213	230	ft			
▲▲▲		22	21.9	18.8	17.2	15.2	14	12.6	11.7	11	11	10.3	9	8.2	7.3	6.6	6	USt			
213 ft	10 ▶	72	82	89	98	105	115	121	127	139	148	164	180	197	213	ft					
▲▲▲		22	19	17.3	15.2	14.1	12.6	11.7	11	11	10.4	9.1	8.2	7.3	6.6	USt					
197 ft	10 ▶	74	82	89	98	105	115	121	132	144	148	164	180	197	ft						
▲▲▲		22	19.6	18	15.9	14.7	13.1	12.2	11	11	10.7	9.5	8.5	7.6	USt						
180 ft	10 ▶	77	82	89	98	105	115	121	131	136	149	164	180	ft							
▲▲▲		22	20.5	18.7	16.5	15.2	13.7	12.8	11.6	11	11	9.9	8.8	USt							
164 ft	10 ▶	78	82	89	98	105	115	121	131	138	151	164	ft								
▲▲▲		22	20.8	19	16.8	15.5	13.9	13	11.8	11	10	USt									
148 ft	10 ▶	79	82	89	98	105	115	121	131	148	148	ft									
▲▲▲		22	21.1	19.2	17	15.7	14.1	13.1	11.9	10.3	11	USt									
131 ft	10 ▶	79	82	89	98	105	115	121	131	ft											
▲▲▲		22	21.2	19.4	17.1	15.8	14.2	13.2	12	USt											
115	10 ▶	80	82	89	98	105	115	ft													
▲▲▲		22	21.3	19.5	17.2	15.9	14.2	USt													



262 ft	10 ▶	58	66	72	82	89	98	103	105	115	121	131	148	164	180	197	213	230	246	262	ft
▲▲▲		22	19.1	17.1	14.7	13.3	11.7	11	11	9.9	9.3	8.4	7.2	6.2	5.4	4.7	4.3	3.7	3.4	3	USt
246 ft	10 ▶	64	72	82	89	98	105	114	116	121	131	148	164	180	197	213	230	246	ft		
▲▲▲		22	19	16.3	15	13.1	13.7	11	11	10.4	9.5	8.2	7.2	6.3	5.5	5	4.4	4.1	USt		
230 ft	10 ▶	73	82	89	98	105	115	121	133	135	148	164	180	197	213	230	ft				
▲▲▲		22	19.5	17.9	15.8	14.7	13.1	12.3	11	11	9.9	8.7	7.7	6.9	6.2	5.6	USt				
213 ft	10 ▶	74	82	89	98	105	115	121	133	135	148	164	180	197	213	ft					
▲▲▲		22	19.5	17.9	15.8	14.7	13.1	12.3	11	11	9.9	8.7	7.7	6.9	6.3	USt					
197 ft	10 ▶	74	82	89	98	105	115	121	131	137	140	164	180	197	ft						
▲▲▲		22	20.3	18.5	16.4	15.2	13.7	12.8	11.7	11	11	9	8	7.3	USt						
180 ft	10 ▶	79	82	89	98	105	115	121	131	142	145	164	180	ft							
▲▲▲		22	21.1	19.3	17.1	15.9	14.3	13.3	12.1	11	11	9.5	8.5	USt							
164 ft	10 ▶	80	82	89	98	105	115	121	131	144	147	164	ft								
▲▲▲		22	1.4	19.6	17.4	16.1	14.6	13.6	12.3	11	11	9.7	USt								
148 ft	10 ▶	81	82	89	98	105	115	121	131	148	148	ft									
▲▲▲		22	21.6	19.8	17.5	16.3	14.7	13.8	12.5	10.8	11	USt									
131 ft	10 ▶	81	82	89	98	105	115	121	131	ft											
▲▲▲		22	21.8	20	17.6	16.4	14.8	13.8	12.6	USt											
115 ft	10 ▶	82	82	89	98	105	115	ft													
▲▲▲		22	21.9	20.1	17.7	16.4	14.8	USt													



Counter-jib ballast

	8818 lb - 13,228 lb	
	100 LVF - 150 LCC - 166 LBR	
▲▲▲		(lb)
262 ft	80 ft	66,138
246 ft	80 ft	61,728
230 ft	80 ft	61,728
213 ft	80 ft	57,319
197 ft	80 ft	48,501
180 ft	80 ft	44,092
164 ft	68 ft	57,319
148 ft	68 ft	48,501
131 ft	68 ft	44,092
115 ft	68 ft	35,273

Base ballast

Ø 8 ft	ZX 6830	H4 (ft)	201	185	168	152	135	119	103	86	70	53				
		USt	144	133	133	122	122	111	111	111	111	111				
Ø 8 ft	Y 800 A	H3 (ft)	191	180	169	153	136	120	104	87	71	54				
		USt	133	133	122	122	111	111	111	111	100	100				
Ø 8 ft	J 850 A	H (ft)	250	239	222	206	190	173	157	140	124	108	91	75	58	
		USt	146	119	93	66	66	66	66	66	66	66	66	66	66	
Ø 8 ft	J 850 A	H (ft)	303	292	281	265	249	232	216	199	183	167	150	134	117	101
		USt	185	159	146	119	79	66	40	26	26	26	26	26	26	26

Mechanisms

MD 485 B M20 - 60 Hz													hp	kW									
	100 LVF 50 Optima	fpm	0	→	118	→	177	→	282	→	308	0	→	59	→	89	→	141	→	154	100	75	3340 ft
		USt	11					6.6	3.3	2.8	22	13.2			6.6	5.5							
	180 LVF 50 GH Optima	fpm	0	→	177	→	302	→	591	→	801	0	→	89	→	151	→	295	→	400	150	110	3937 ft
		USt	11					5.5	1.7	0.6	22	11			3.3	1.2							
150 LCC 50	fpm	190	→	223	→	282	→	374	→	453	95	→	112	→	141	→	187	→	226	150	110	2582 ft	
	USt	11	8.3	6.6	3.3	1.4	22	16.5	13.2	6.6	2.8												
166 LBR 50	fpm	17/171	28/276	43/427	68/682	9/85	14/138	21/213	34/341										166	122	1585 ft		
	USt	11	6.9	4.1	2.3	22	13.8	8.3	4.5														
	RVF183 Optima +	rpm	0 → 0.8															3 x 12	3 x 9				
	10 DVF 10	fpm	LBR : 0 → 328 LVF - LCC : 0 → 262 (22 USt) - 0 → 28 (13.2 USt) - 0 → 361 (6.6 USt)															10	7.4				
	Y 800 A RT584 A1 - 2V	fpm	52 - 105															8 x 8.4	8 x 6.2				
	J 850 A																						
	ZX 6830 X 80 A RT 664 A2B - 2V Y 80 A	fpm	62 - 125															6 x 8.4	6 x 6.2				
CEI 38	IEC 38	480 V (+6% -10%)	kVA		100 LVF : 135 kVA 150 LCC : 215 kVA					180 LVF : 215 kVA 166 LBR : 190 kVA													

- Hoisting
- Traveling
- Slewing
- Traveling
- Consult us

Constant improvement and engineering progress make it necessary that we reserve the right to make specification, equipment and price changes without notice. Illustrations shown may include optional equipment and accessories, and may not include all standard equipment.

Regional Headquarters

Americas

Manitowoc, Wisconsin, USA
Tel: +1 920 684 6621
Fax: +1 920 683 6277

Shady Grove, Pennsylvania, USA
Tel: +1 717 597 8121
Fax: +1 717 597 4062

Europe, Middle East, Africa

Ecully, France
Tel: +33 472 18 2020
Fax: +33 472 18 2000

Asia - Pacific

Shanghai, China
Tel: +86 21 6457 0066
Fax: +86 21 6457 4955



www.manitowoc.com

MD 485 B M20

Code 04-026-2M-1208