

# **E-Crane<sup>®</sup> Capacity Charts**

## **1500 Series B**

Model 11248

Model 11264

Model 11264 *plus*

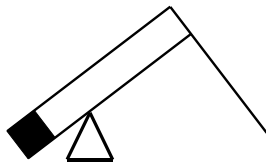
Model 10290

Model 9317

Model 9359

**Model 9382**





**E-Crane<sup>®</sup> Capacity Charts**  
**1500 Series B**  
**Model 9382**

**CONTENTS**

**DUTY CYCLE OPERATION . . . . . 3**  
    **Load Chart (USton/ft) . . . . . 3**  
    **Load Chart (Mton/m) . . . . . 5**  
**LIFT CRANE OPERATION . . . . . 7**  
    **Load Chart (USton/ft) . . . . . 7**  
    **Load Chart (Mton/m) . . . . . 9**  
**SPECIFICATIONS . . . . . 11**

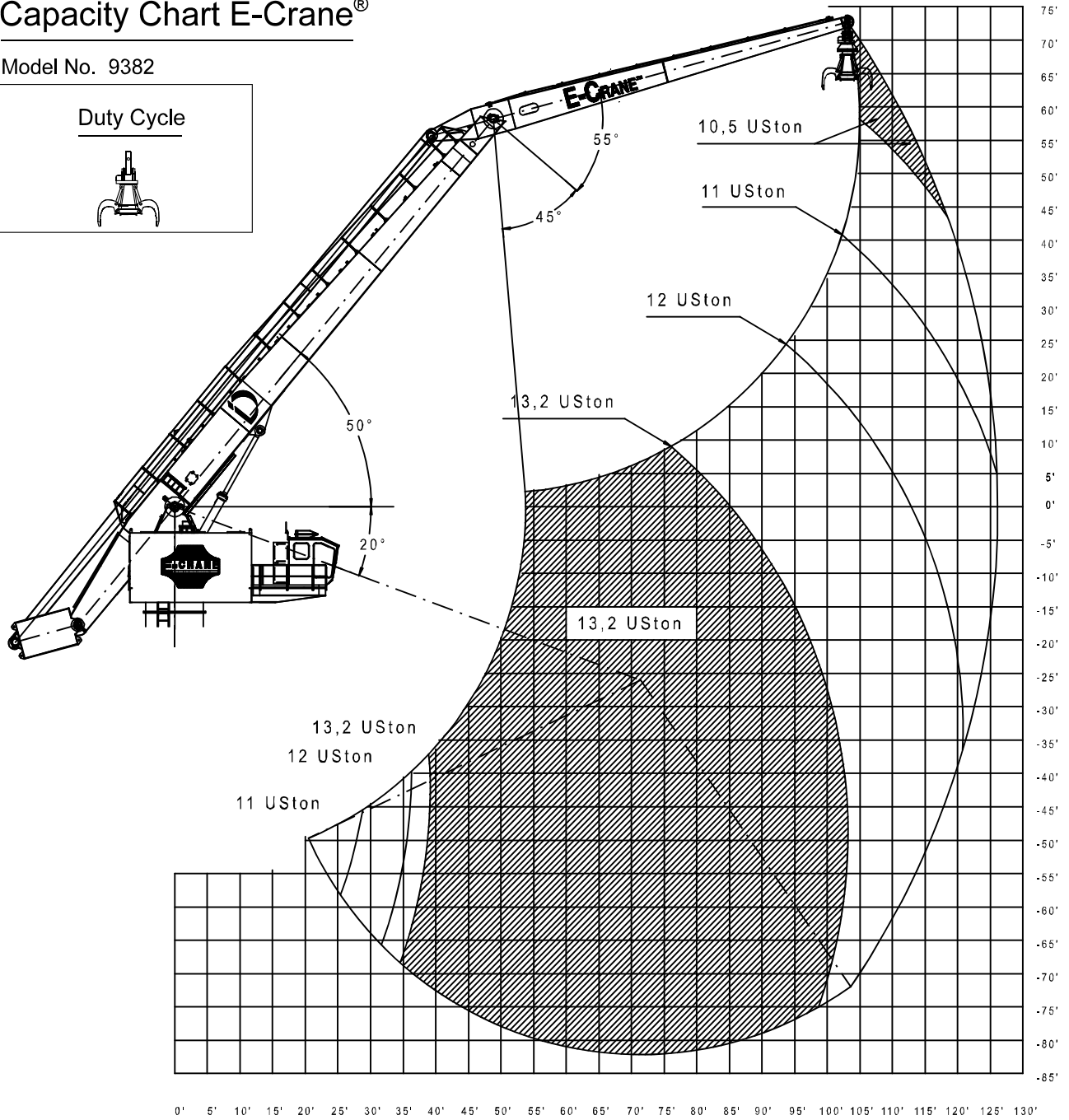
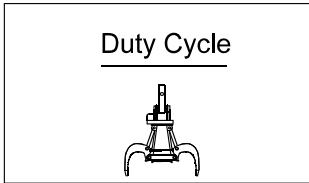


**DUTY CYCLE OPERATION**

**Load Chart (USton/ft)**

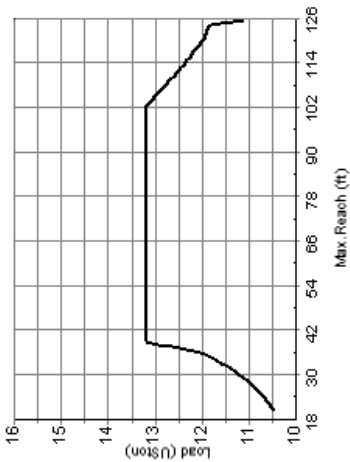
**Capacity Chart E-Crane®**

Model No. 9382



Docnr.:ALI2007-014

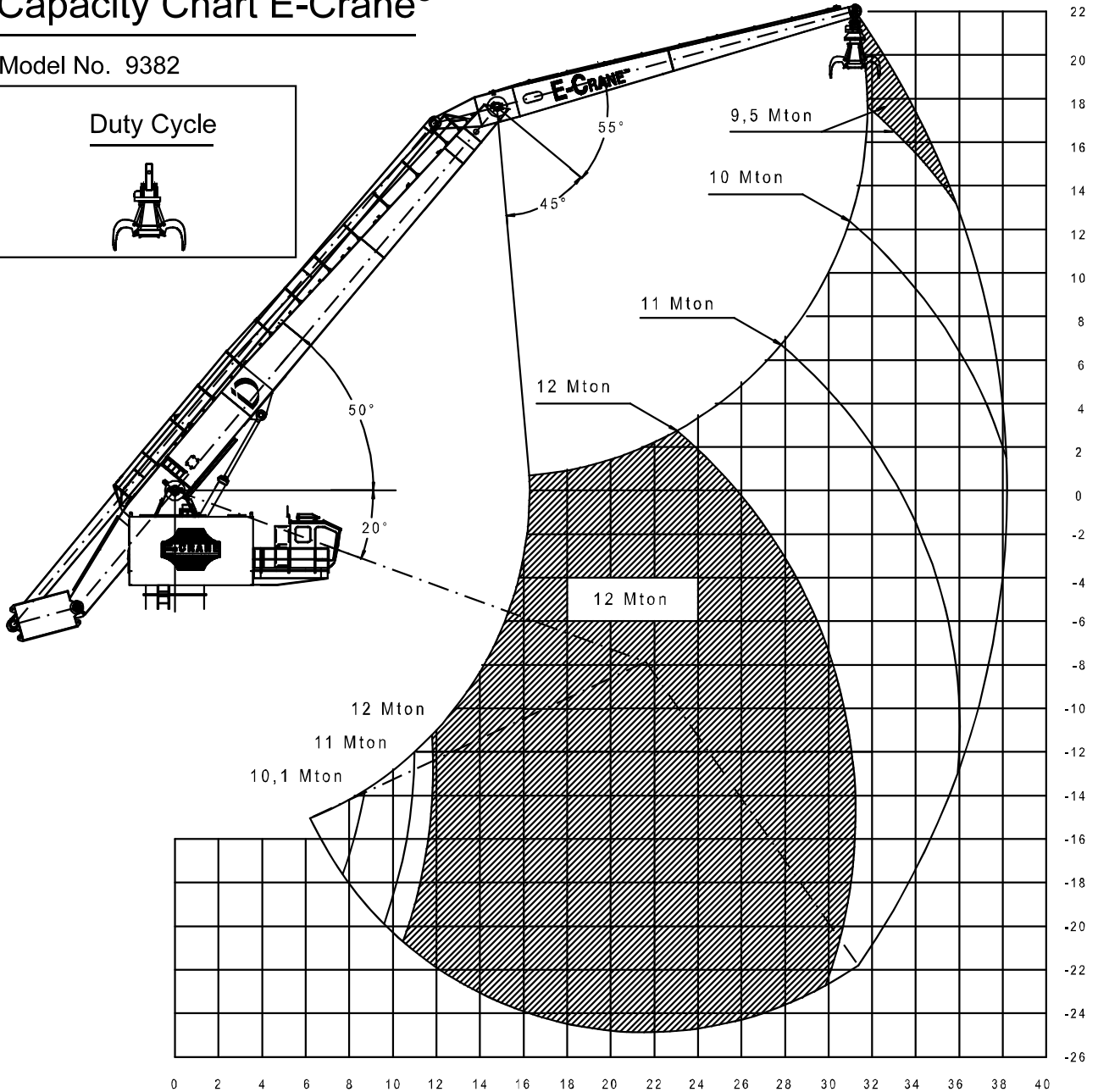
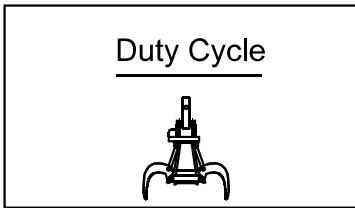
CAPACITY CHART (USton) / Duty Cycle Operation E-Crane 9382																										
HEIGHT Relative to BOOM- PIN (ft)	REACH (ft)																									
	26	30,5	35	39,5	44	48,5	53	57,5	62	66,5	71	75,5	80	84,5	89	93,5	98	102,5	107	111,5	116	120,5	125			
64																										
59,5																										
55																										
50,5																										
46																										
41,5																										
37																										
32,5																										
28																										
23,5																										
19																										
14,5																										
10																										
5,5																										
1																										
-3,5																										
-8																										
-12,5																										
-17																										
-21,5																										
-26																										
-30,5																										
-35																										
-39,5																										
-44																										
-48,5																										
-53																										
-57,5																										
-62																										
-66,5																										
-71																										
-75,5																										
-80																										



**Load Chart (Mton/m)**

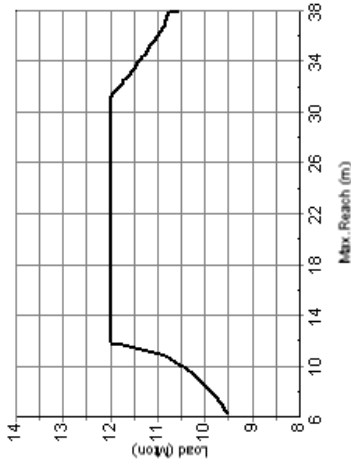
**Capacity Chart E-Crane®**

Model No. 9382



Docnr.:ALI2007-012

CAPACITY CHART (Mton) / Duty Cycle Operation E-Crane 9382																							
HEIGHT Relative to BOOM-PIN (m)		REACH (m)																					
		6,5	8	9,5	11	12,5	14	15,5	17	18,5	20	21,5	23	24,5	26	27,5	29	30,5	32	33,5	35	36,5	38
19,5																			9,50				
18																			9,50	9,50			
16,5																			9,51	9,50			
15																			9,59	9,51	9,50		
13,5																			9,71	9,59	9,51		
12																			9,88	9,71	9,57		
10,5																		10,40	10,11	9,88	9,68	9,54	
9																		10,76	10,40	10,11	9,84	9,65	
7,5																		10,85	10,81	10,76	10,40	10,05	9,75
6																		11,08	10,97	10,85	10,81	10,66	10,32
4,5																		11,41	11,23	11,12	10,97	10,85	10,81
3																		11,77	11,55	11,41	11,23	11,08	10,94
1,5																		12,00	12,00	12,00	12,00	12,00	12,00
0																		12,00	12,00	12,00	12,00	12,00	12,00
-1,5																		12,00	12,00	12,00	12,00	12,00	12,00
-3																		12,00	12,00	12,00	12,00	12,00	12,00
-4,5																		12,00	12,00	12,00	12,00	12,00	12,00
-6																		12,00	12,00	12,00	12,00	12,00	12,00
-7,5																		12,00	12,00	12,00	12,00	12,00	12,00
-9																		12,00	12,00	12,00	12,00	12,00	12,00
-10,5																		12,00	12,00	12,00	12,00	12,00	12,00
-12																		12,00	12,00	12,00	12,00	12,00	12,00
-13,5																		12,00	12,00	12,00	12,00	12,00	12,00
-15																		12,00	12,00	12,00	12,00	12,00	12,00
-16,5																		12,00	12,00	12,00	12,00	12,00	12,00
-18																		12,00	12,00	12,00	12,00	12,00	12,00
-19,5																		12,00	12,00	12,00	12,00	12,00	12,00
-21																		12,00	12,00	12,00	12,00	12,00	12,00
-22,5																		12,00	12,00	12,00	12,00	12,00	12,00
-24																		12,00	12,00	12,00	12,00	12,00	12,00

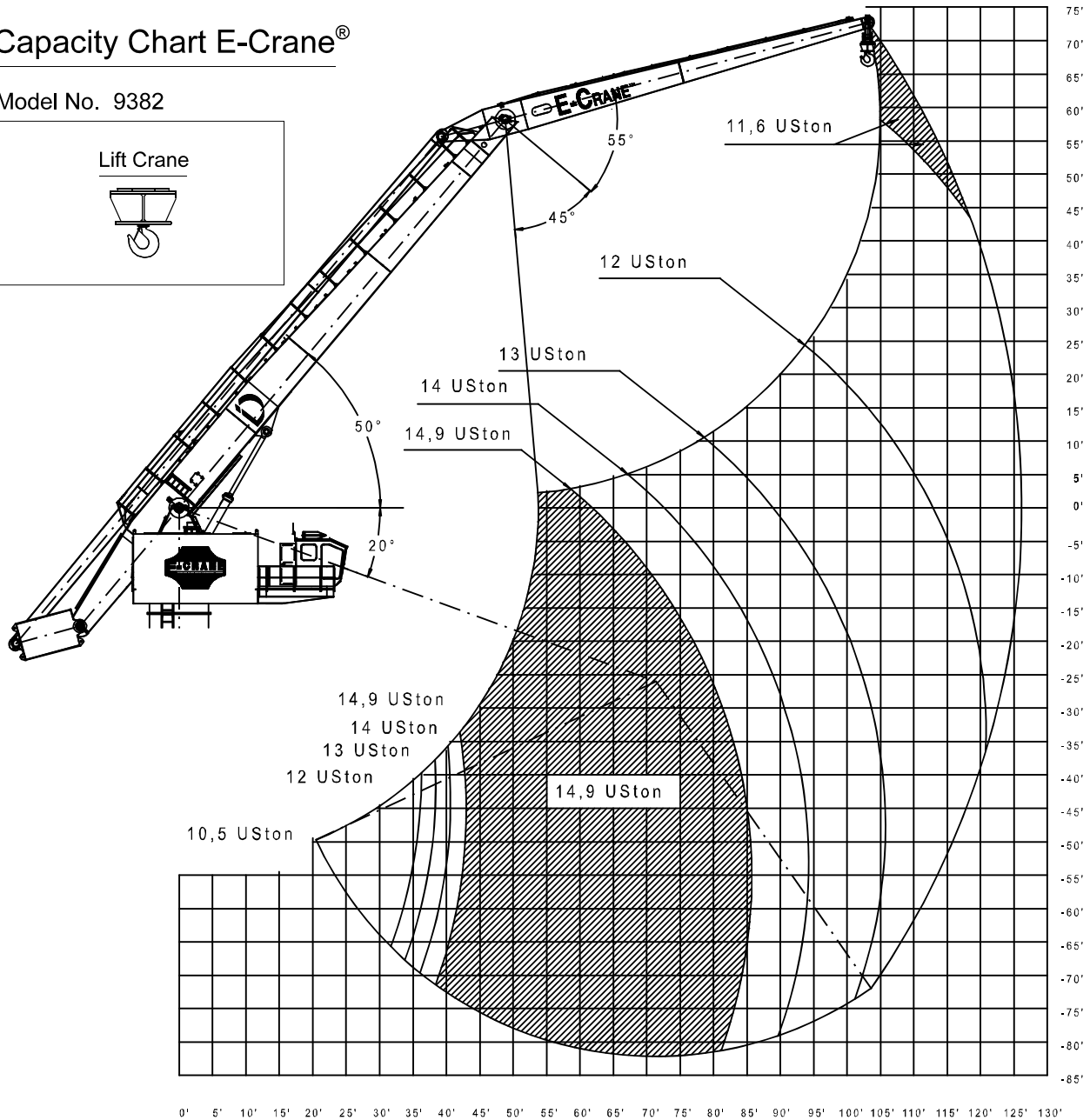
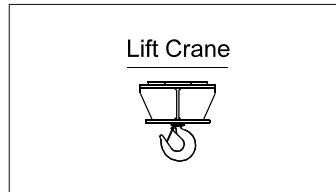


**LIFT CRANE OPERATION**

**Load Chart (USton/ft)**

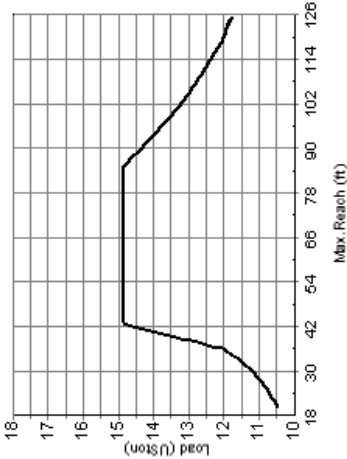
**Capacity Chart E-Crane®**

Model No. 9382



Docnr.:ALI2007-015

CAPACITY CHART (USton) / Lift Crane Operation E-Crane 9382																									
HEIGHT Relative to BOOM- PIN (ft)	REACH (ft)																								
	26	30,5	35	39,5	44	48,5	53	57,5	62	66,5	71	75,5	80	84,5	89	93,5	98	102,5	107	111,5	116	120,5	125		
64																								11,57	
59,5																									11,57
55																									11,57 11,57
50,5																									11,59 11,57
46																									11,61 11,59 11,57
41,5																									11,69 11,65 11,61 11,58
37																									11,73 11,69 11,65 11,60
32,5																									11,78 11,73 11,68 11,64 11,59
28																									11,88 11,82 11,78 11,73 11,67 11,62
23,5																									12,00 11,92 11,88 11,82 11,77 11,72 11,65
19																									12,27 12,15 12,03 11,92 11,87 11,81 11,76 11,68
14,5																									12,55 12,40 12,27 12,15 12,00 11,91 11,85 11,80 11,72
10																									12,94 12,77 12,60 12,40 12,27 12,11 11,97 11,89 11,82 11,76
5,5																									13,65 13,42 13,20 12,94 12,77 12,55 12,40 12,23 12,07 11,93 11,87 11,80 11,70
1																									14,85 14,78 14,36 13,99 13,73 13,42 13,14 12,94 12,71 12,50 12,36 12,15 12,00 11,89 11,82 11,73
-3,5																									14,85 14,85
-8																									14,85 14,85
-12,5																									14,85 14,85
-17																									14,85 14,85
-21,5																									14,85 14,85
-26																									14,85 14,85
-30,5																									14,85 14,85
-35																									14,85 14,85
-39,5																									14,85 14,85
-44																									14,85 14,85
-48,5																									14,85 14,85
-53																									14,85 14,85
-57,5																									14,85 14,85
-62																									14,85 14,85
-66,5																									14,85 14,85
-71																									14,85 14,85
-75,5																									14,85 14,85
-80																									14,85 14,85

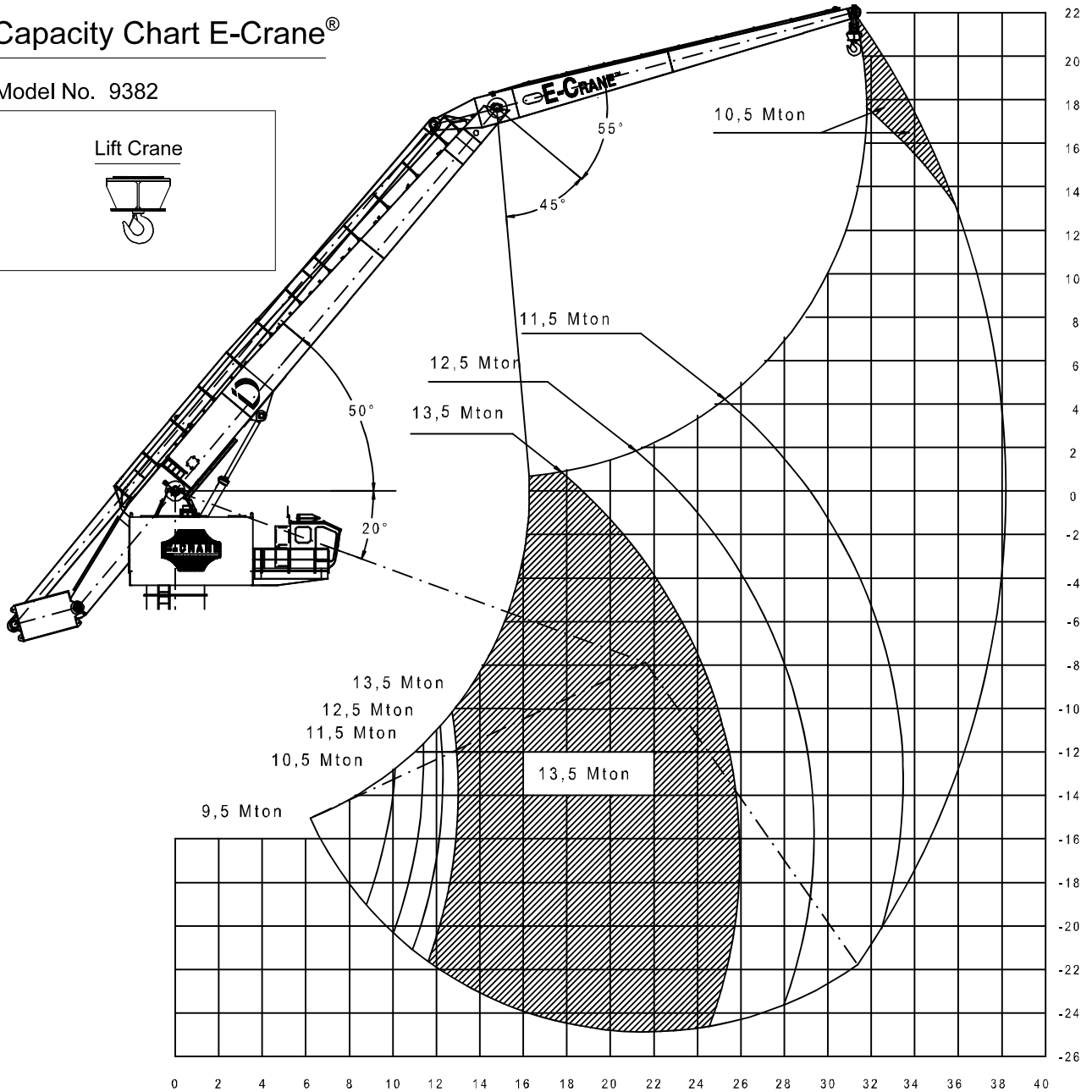
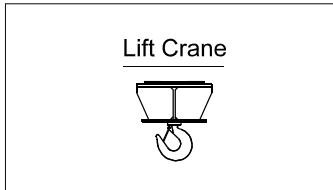




**Load Chart (Mton/m)**

**Capacity Chart E-Crane®**

Model No. 9382



Docnr.:ALI2007-013



## SPECIFICATIONS

	<i>Specifications English (**)</i>	<i>Specifications Metric (**)</i>
<b>Operating Range:</b>		
Minimum Outreach Range (from centerline of rotation)	20'-4.5/16"	6,205 m
Maximum Outreach (from centerline of rotation)	125'-3.5/8"	38,191 m
Downreach Range (below main boom pivot point)	81'-7"	24,866 m
Lifting Range (vertical lift)	153'-9.7/8"	46,885 m
Boom Operating Angles (above and below horizontal)	+50°/-20°	+50°/-20°
Stick Operating Angles (before and after vertical)	+55°/-45°	+55°/-45°
Degrees of Rotation	360° continuous	360° continuous
<b>Power:</b>		
Power Supply	3-Phase 480 Volts AC, 60 Hz	3-Phase, 400 Volts AC, 50 Hz
Electrical Motor	300 hp	225 kW
Hydraulic Pump Output		
Implement	211 gpm	800 L/min
Swing	77,4 gpm	293 L/min
Hydraulic System Relief Setting	3,990 psi	27.500 kPa
Hydraulic Tank Refill Capacity	489 USgal	1.850 L
<b>Dimensions:</b>		
Boom Length	75'-5.1/2"	23 m
Stick Length	55'-9.5/16"	17 m
<b>Total Weight Superstructure<sup>(*)</sup></b>	<b>407,000 lbs</b>	<b>185.000 kg</b>

(\*) Operating weight does not include lubricants, hydraulic oil, bucket and operator

(\*\*) Materials and specifications are subject to change without notice.

See your E-Crane<sup>™</sup> dealer for available options.

Alle rechten voorbehouden. Niets uit deze uitgave mag worden veelevoudigd, opgeslagen in een geautomatiseerd gegevensbestand, of openbaar gemaakt, in enige vorm of op enige wijze, hetzij elektronisch, mechanisch, door fotocopiëren, opnamen of enige andere manier, zonder voorafgaande schriftelijke toestemming van nv Indusign (België).

All rights reserved. No part of this publication may be reproduced, stored in a retrieval system, or transmitted, in any form or by any means, electronic, mechanical, photocopying, recording or otherwise without the written permission of nv Indusign (Belgium).

Alle Rechte vorbehalten. Nachdruck, Aufnahme in ein Retrieval-System, jedwede elektronische, mechanische, fotokopierte, oder andere Übertragung, auch auszugsweise, ist ohne ausdrücklicher, schriftlicher Genehmigung von nv Indusign (Belgien) verboten.

Ce manuel ne peut en aucune façon être copié, sans autorisation écrite du firme nv Indusign (Belgique).