

PK 85002

Performance

PALFINGER CRANE



THE PERFECTIONIST AMONG HEAVY-DUTY CRANES



KTL
protected

Paltronic 50
controlled

RRC
Radio Remote Control
operated

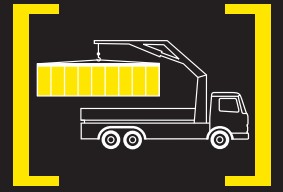
ISC
Integrated Stability Control
monitored

AOS
Active Oscillation Suppression
inside

DPS plus
Dual Power System
activated

REMARKABLY STRONG

The PK 8502 *Performance* is PALFINGER's strong team-player in the heavy-duty league. A maximum of operating speed, outreach, and lifting capacity distinguish this crane just as much as its precise controllability. The crane can be deployed universally and can handle even difficult lifting jobs with ease. The use of high-strength fine-grained steel guarantees prime quality and permits maximal loads.



PRECISE, YET SPEEDY



TOP PERFORMANCE IN HEAVY DUTY APPLICATION

Advanced Package

- HPLS
- Radio control
- Capacity display on control console
- PALTRONIC 50
- Oil cooler installed



KTL – the cathodic dip painting

The shot-blasted crane parts are covered in zinc phosphate in an immersion process and coated electro-statically. The subsequent two-component top coating of paint provides a surface protection which in the past was usually only found in the automotive industry.

Load holding valves

They prevent the crane booms from dropping and are fitted as standard on the main boom cylinder, the extension boom cylinders, and the swivel cylinder. The valves are positioned in such a way that they are protected from being damaged.



Additional fly jibs

To extend the range of applications of the PK 85002 Performance, additional fly jibs are available in several designs and for various boom versions.



Control valve

In combination with the radio control system the load sensing proportional valve enables the crane to be adjusted very slightly.

AOS

The Active Oscillation Suppression system, which is available exclusively from PALFINGER, compensates for jolts and sharp stress cycles caused by crane operation. As oscillations are eradicated, the crane can work with pin-point accuracy much more quickly and therefore more cost-efficiently.

Endless slewing mechanism

The endless slewing mechanism, which is equipped as standard with two slewing drives, permits an unrestricted radius of operation and produces a high slewing torque. As a result the crane operation is more efficient.



MAXIMUM OUTREACH



Hose equipment for accessories

This option provides the oil supply for accessories. The hoses are routed in compact troughs and plastic link chains. Optimal protection is achieved.



Functional Design

- Cover for the control valve area
- Covering for the hoses behind the crane column
- Outrigger system with internally routed hydraulic hoses



Outrigger system

The 8.6 m (28' 3") outrigger system is fitted as standard with support cylinders that can be hydraulically swivelled up 180° and ensures optimal stability.

POWER LINK PLUS

This knuckle boom specially developed by PALFINGER which can be angled upwards by 12 degrees stands out by virtue of excellent movement geometry. Even in the tightest spaces difficult crane jobs can be carried out without any problems.

Return oil utilisation

The high speed of the extension system is impressive. It results from return oil utilisation, which is installed as standard, along with generously dimensioned hydraulic lines. This makes for increased efficiency in any type of application!



Integration of the base frame (optional)

The direct integration of the base frame into the supporting frame gives the crane a low overall height.

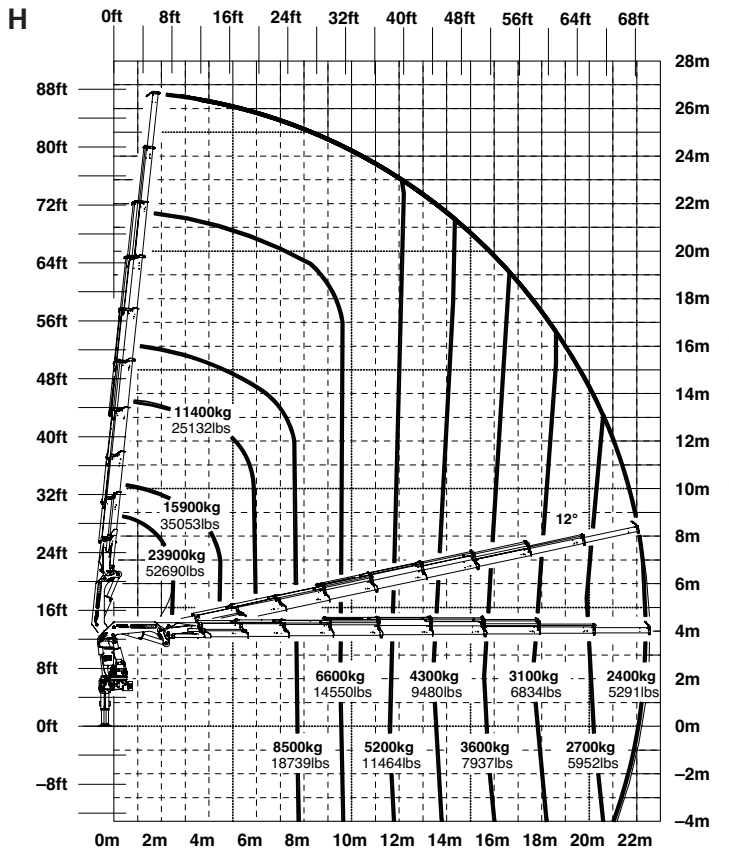
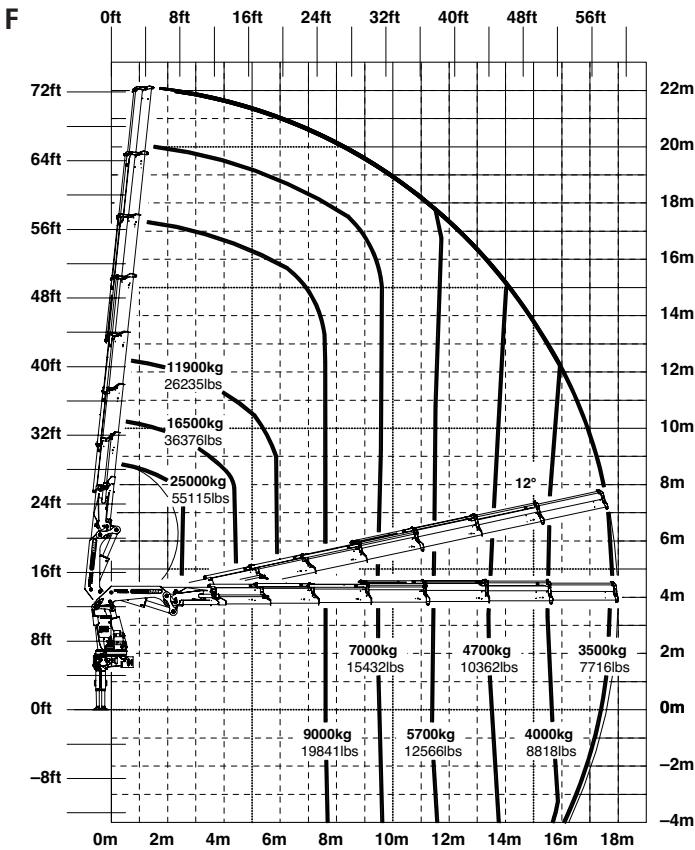
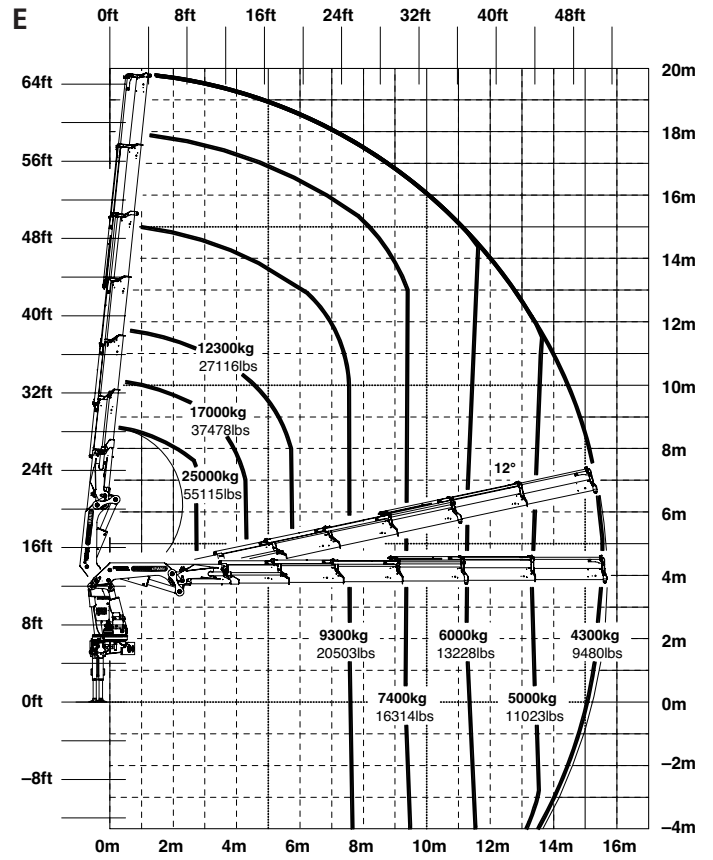
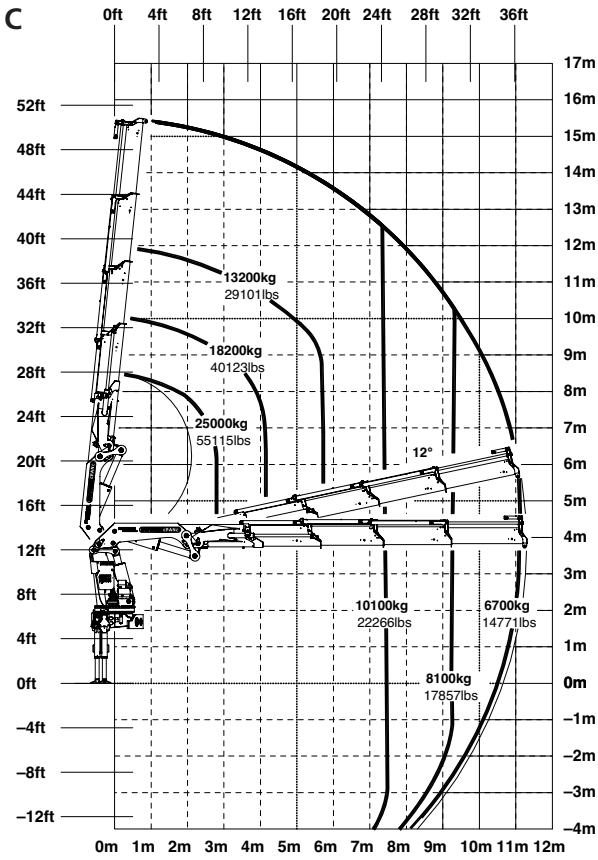


Support control

The control valves for crane and additional supports are mounted as standard equipment on the base frame. Bubble level and hour counters are mounted in the support control valve console.

QUALITY FROM PALFINGER

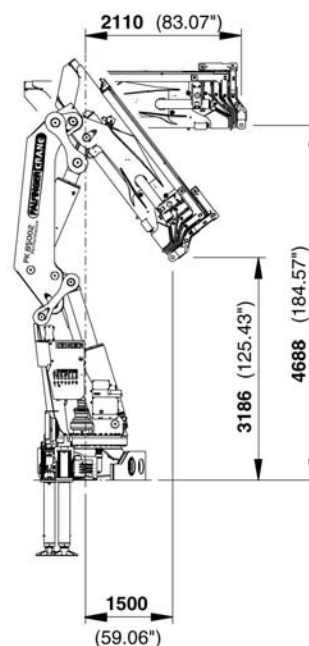
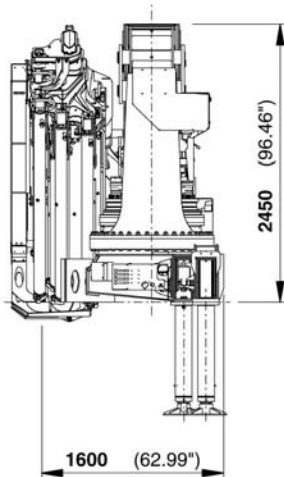
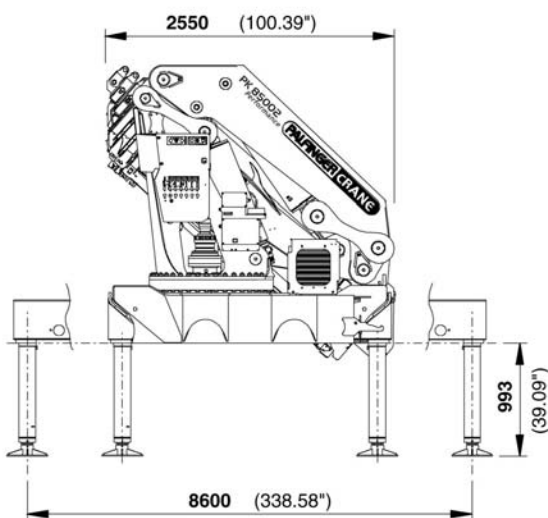
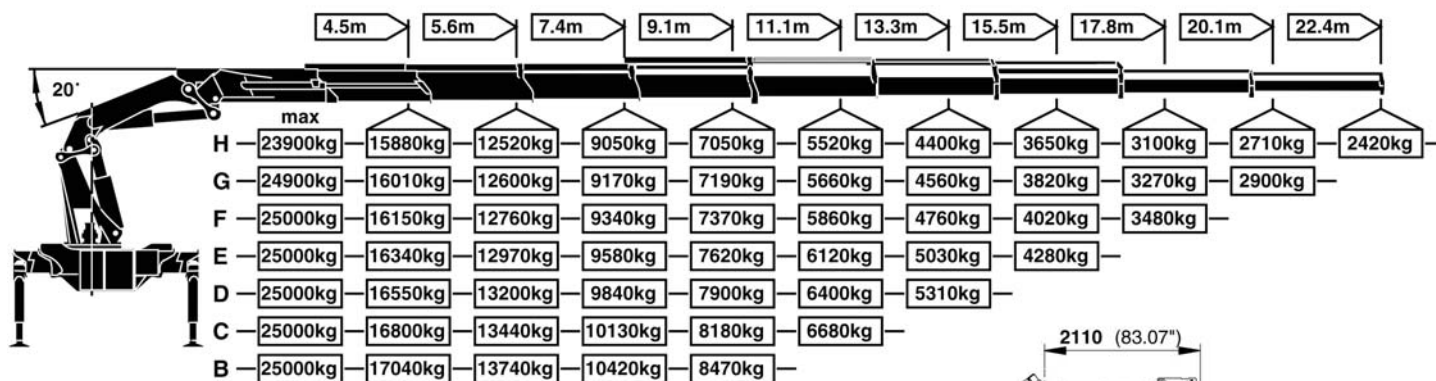
PK 85002 Performance



The outraches stated are with a boom angle of 20° and are therefore not the maximum.

PK 85002 PERFORMANCE: PRECISE, YET SPEEDY

Max. lifting capacities



PK 85002 Performance		
Technical Specifications (EN 12999 H1-B3)		
Max. lifting moment	80.0mt/784,8 kNm	578630 ft.lbs
Max. lifting capacity	25000 kg/245,3 kN	55110 lbs
Max. hydraulic outreach	22.5 m	73' 10"
Max. outreach (with fly-jib)	32.4 m	113' 6"
Slewing angle	endless	

PK 85002 B Performance		
Standard crane		
Slewing torque	7.7 mt/76,0 kNm	56030 ft.lbs
Outreach	7.4 m	24' 3"
Stabilizer spread standard	8.6 m	28' 3"
Fitting space required	min. 1.60 m/max. 1.82 m min. 5' 3"/max. 5' 12"	
Width folded	2.55 m	8' 4"
Max. operating pressure	365 bar	5293 psi
Recommended pump capacity	from 90 l/min	19.8 imp.gal/min 23.8 US gal./min
RC, LC-system	to 110 l/min	24.2 imp.gal/min 29.1 US gal./min
Dead weight standard crane	6589 kg	14530 lbs

Applications shown in the leaflet do not always correspond to the standard specifications. Design and specification are subject to change without prior notice.



Dimensions may vary. Subject to technical changes, errors and translation mistakes. *) Optional features

KP-PK 85002M2+E, 06/09

www.palfinger.com