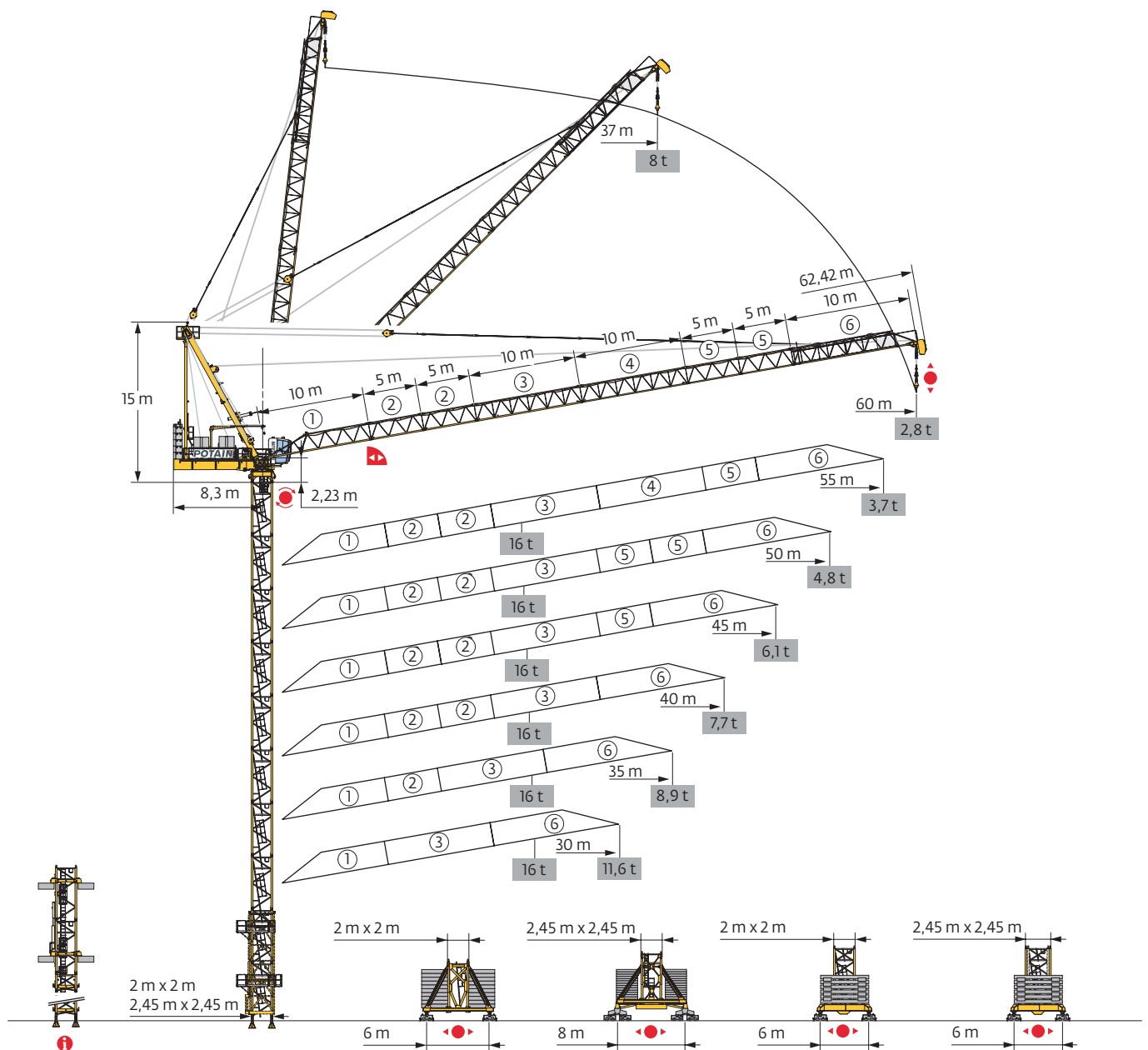
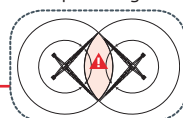


# Potain MR 295 H16



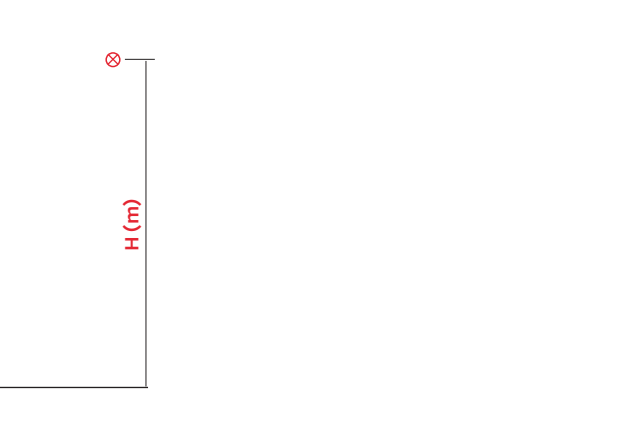
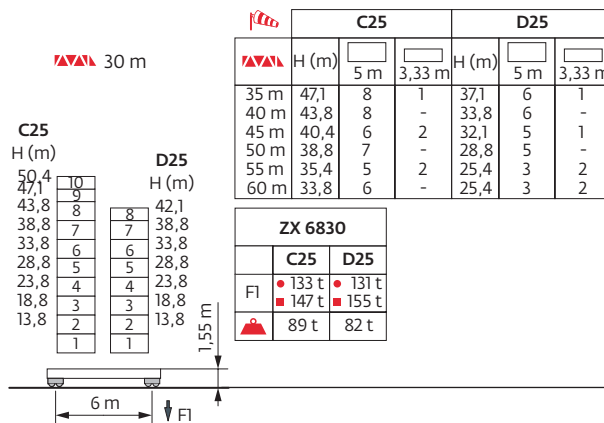
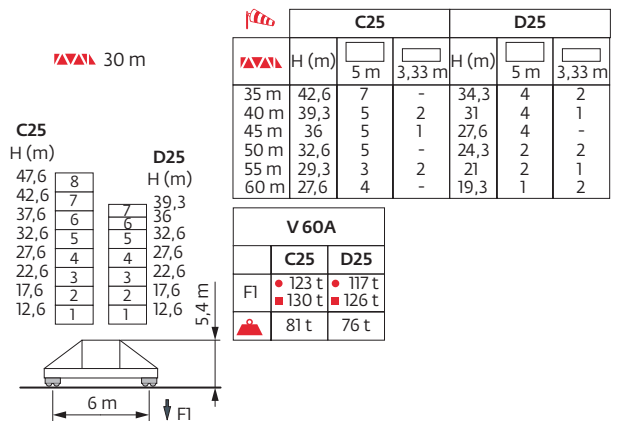
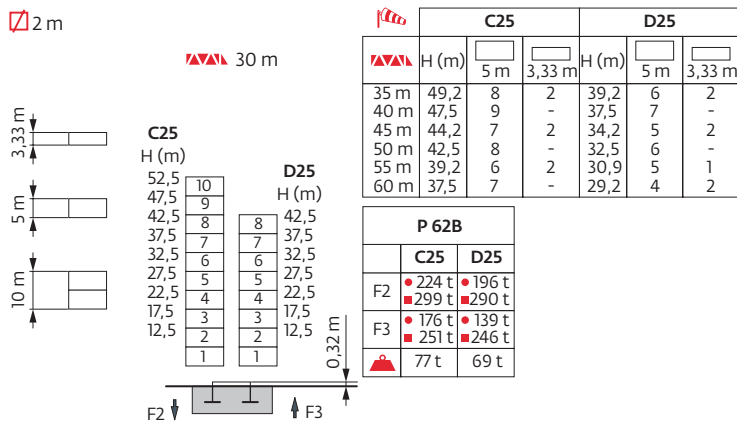
Top Tracing II



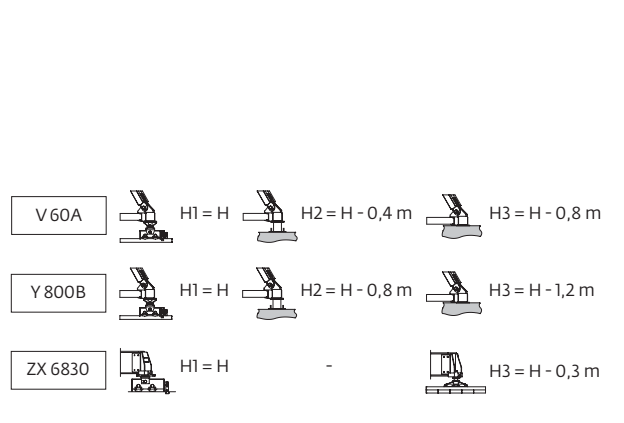
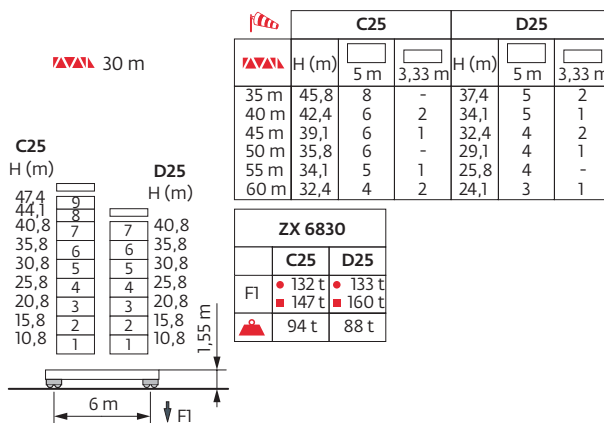
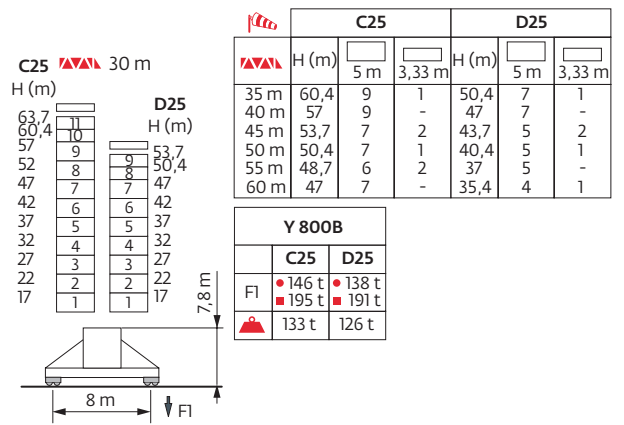
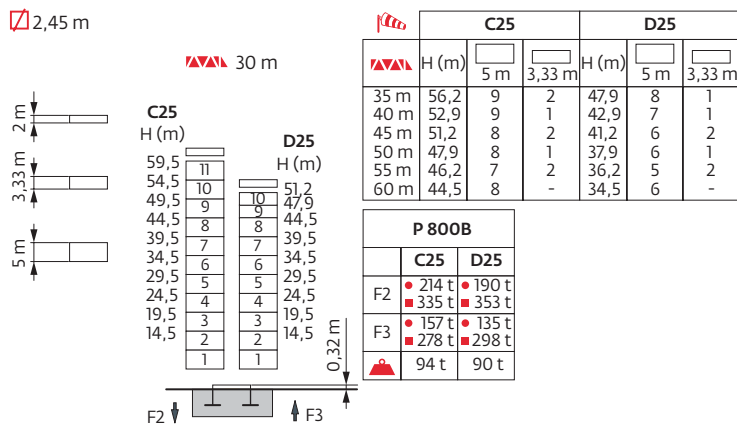
EN 14439 C25-D25

Mât - Réactions / Mast - Reaktionskräfte / Mast - Reactions / Mástil - Reacciones / Torre - Reazioni  
 Tramo - Reações / Реакция опор мачты

2 m

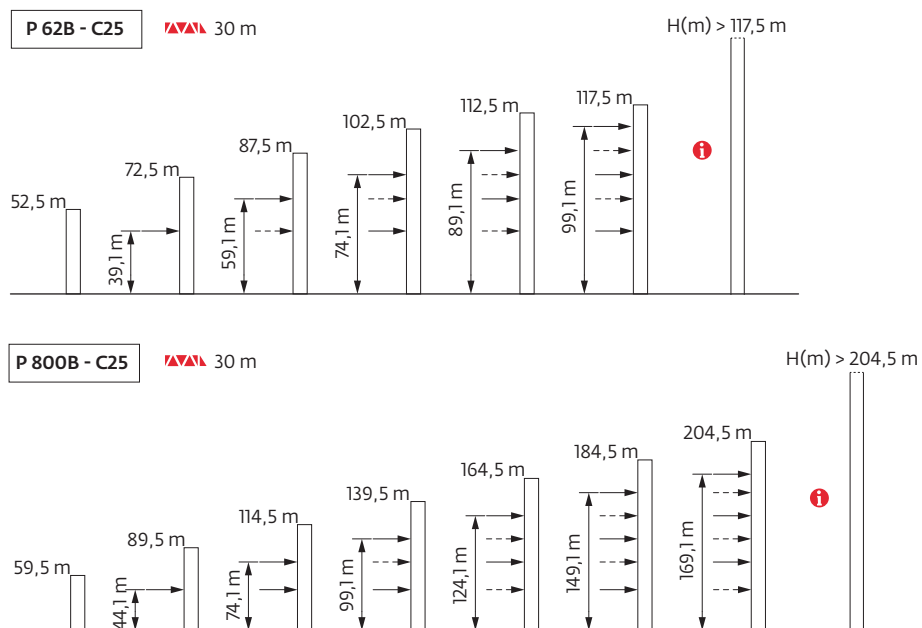


2,45 m





















































































































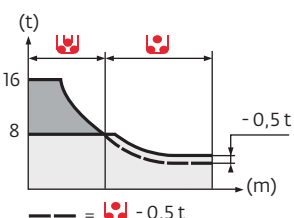
Ancrages / Verankerungen / Anchorages / Anclajes / Ancoraggi  
 Ancoragem / Анкера

D25 



Courbes de charges / Lastkurven / Load curves / Curvas de carga / Curve di carico  
 Curvas de carga / Кривые нагрузок

60 m	5	▶								37	40	42	45	47	50	52	55	57	60	m																			
			8																	t																			
55 m	4,7	▶	22,4	25	27	27,7	30	32	35	35,4	37	37,7	40	42	45	47	50	52	55	55,2	m																		
																					16	13,6	12,1	-	10,1	9,1	7,7	8	7,4	-	6,3	5,7	5,2	4,9	4,2	3,8	3,2	3,15	t
			12																	10,6	9,5	8,2	-	7,4	-	6,3	5,7	5	4,8	4,1	3,7	3,1	3,03	t					
			8																	7,2	6,6	5,7	5,2	4,8	4,3	3,7	3,7			t									
50 m	4,3	▶	22,5	25	27	27,9	30	32	35,7	37	38,1	40	42	45	47	50	50,3					m																	
																					16	13,7	12,2	-	10,3	9,2	8	7,5	-	6,5	6	5,5	5	4,2	4,15		t		
			12																	10,7	9,7	-	7,5	-	6,5	5,9	5,3	4,8	4,1	4,03		t							
			8																	7,4	6,7	5,9	5,6	4,8	4,75					t									
45 m	4	▶	22,7	25	27	28,1	30	32	35	36	38,5	40	42	45	45,5							m																	
																					16	13,9	12,3	-	10,4	9,4	8	8	-	7	6,4	5,5	5,35		t				
			12																	10,9	9,8	8,4	8	-	6,9	6,2	5,3	5,2		t									
			8																	7,5	7	6,1	5,9							t									
40 m	3,6	▶	22,8	25	27	28,4	30	32	35	36,4	39,2	40	40,7									m																	
																					16	14	12,5	-	10,6	9,5	8,2	8	-	7,1	6,85		t						
			12																	11	10	8,4	-	-	6,9	6,68				t									
			8																	7,7	7,45									t									
35 m	3,3	▶	23,1	25	27	28,8	30	32	35	35,9												m																	
			16																	14,3	12,8	-	10,9	9,7	8,8	8,35				t									
			12																	11,3	10,2	8,9	8,55							t									
			8																											t									
30 m	2,9	▶	23,4	25	27	29,4	30	31														m																	
			16																	14,6	13	-	11,4	10,8							t								
			12																	11,6	11									t									
			8																											t									



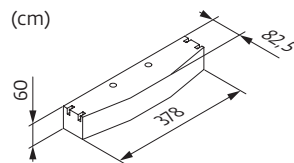
Lest de base / Grundballast / Base ballast / Lastre de base / Zavorra di base  
 Lastro da base / Базовый Балласт

	2 m								2,45 m							
	V 60A				ZX 6830				Y 800B				ZX 6830			
	C25		D25		C25		D25		C25		D25		C25		D25	
	H (m)	W (t)	H (m)	W (t)	H (m)	W (t)	H (m)	W (t)	H (m)	W (t)	H (m)	W (t)	H (m)	W (t)	H (m)	W (t)
30 m	47,6	132	39,3	132	50,4	151	42,1	171	63,7	180	53,7	180	47,4	141	40,8	171
35 m	42,6	132	34,3	120	47,1	161	37,1	151	60,4	180	50,4	180	45,8	161	37,4	181
40 m	39,3	132	31	132	43,8	171	33,8	151	57	180	47	180	42,4	171	34,1	161
45 m	36	132	27,6	132	40,4	171	32,1	171	53,7	180	43,7	180	39,1	161	32,4	181
50 m	32,6	132	24,3	132	38,8	181	28,8	171	50,4	168	40,4	180	35,8	161	29,1	181
55 m	29,3	120	21	132	35,4	181	25,4	171	48,7	168	37	180	34,1	181	25,8	171
60 m	27,6	120	19,3	132	33,8	181	25,4	181	47	180	35,4	180	32,4	171	24,1	171

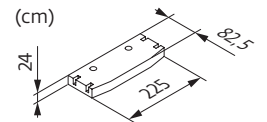
Poids de flèche & lest de contre-flèche / Auslegergewicht & Gegenauslegerballast / Jib weight & counter-jib ballast / Peso de flecha y lastre de contra-flecha / Peso del braccio e zavorra di contro-braccio / Peso da lança & lastro da contra lança  
 Вес стрелы и балласт контр-стрелы

	W (kg) (+/- 5%)			H (kg)		W (kg)
	W	H	W	3950 kg	1000 kg	
30 m	6000	5760	5530	5	0	19750
35 m	6850	6610	6380	5	0	19750
40 m	7640	7400	7170	5	0	19750
45 m	8270	8030	7800	5	0	19750
50 m	8865	8625	8395	5	1	20750
55 m	9410	9170	8940	5	1	20750
60 m	-	-	9520	5	1	20750

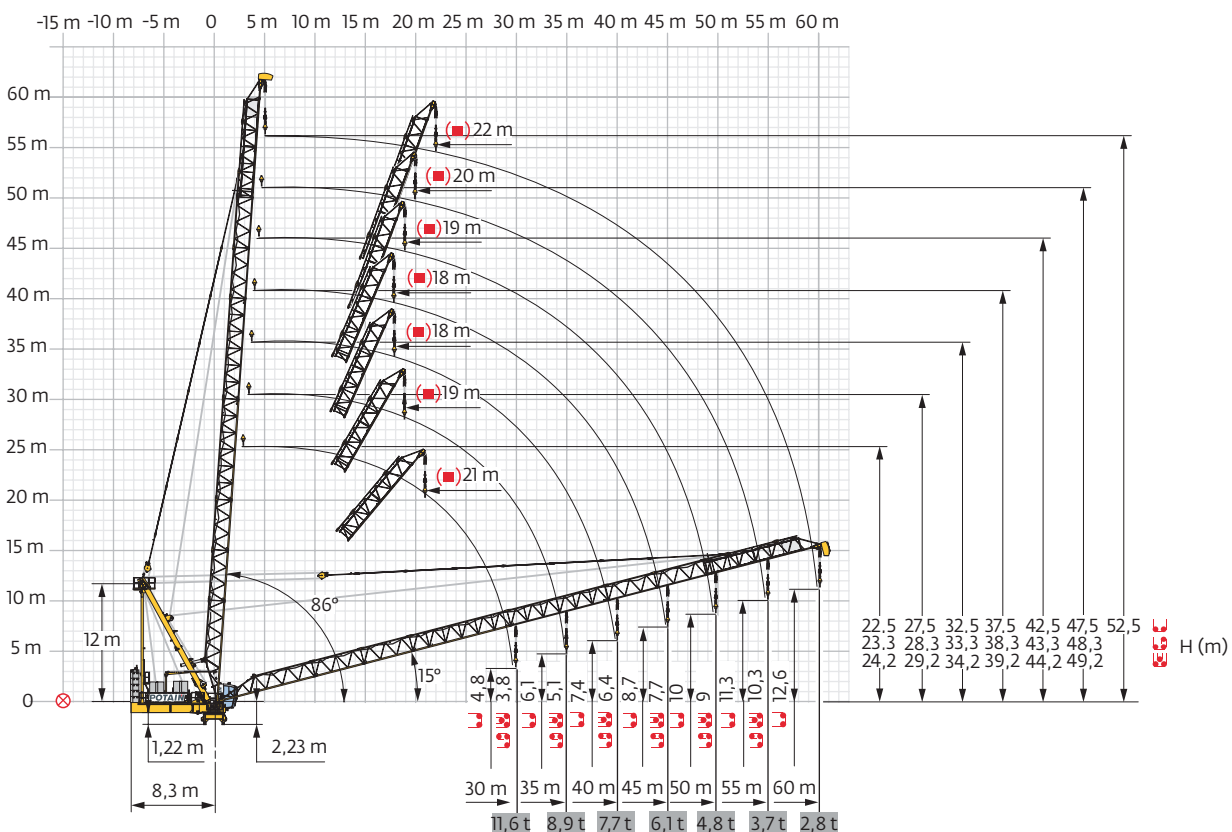
CBJ - 3950 kg



CBK - 1000 kg



Flèche relevée / Ausleger in Steilstellung / Luffing jib / Flecha izada / Braccio impennato  
 Lança inclinada / Маховая стрела

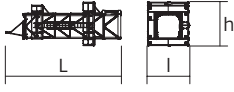

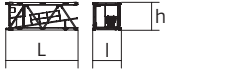
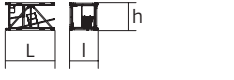
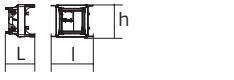
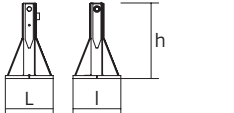
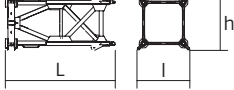
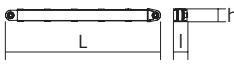
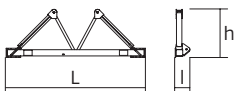
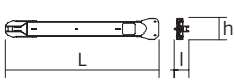

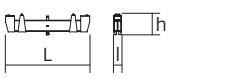
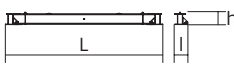
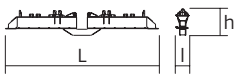



Encombremet et poids / Abmessungen und Gewicht / Dimensions and weight / Dimensiones y peso / Ingombro e peso  
dimensões e pesos / габаритные размеры и вес

Partie tournante / Drehender Kranteil / Slewing crane part / Parte giratoria  
Parte rotante / Parte rotativa / Поворотная часть :  60 m -  75 LVF



Partie tournante / Drehender Kranteil / Slewing crane part Parte giratoria / Parte rotante / Parte rotativa Поворотная часть		L (m)	I (m)	h (m)	kg (+/- 5%)	
Contre-flèche / Gegenausleger Counter-jib / Contra-flecha Controbraccio / Contra-lança Контр-стрела		7,43	5,15	4,7	7000	
Poinçon / Auslegerhaltebock Strut / Puntal Puntone / Extrator стойка		7,6	3,3	13	7015	
Cabine / Kabine Cab / Cabina Cabina / Cabina Кабина	Ultra View	4,74	1,86	2,53	1840	
Pivot / Krankopf Towerhead / Pivote Portaralla / Pivot Секция поворотной части	$\nabla$ 2 m	2,98	2,28	3,14	9150	
Elément de flèche / Auslegerelement Jib section / Elemento de flecha Elemento di braccio / Elemento de lança Секция стрелы	①	10,27	1,9	1,99	1470	
Elément de flèche / Auslegerelement Jib section / Elemento de flecha Elemento di braccio / Elemento de lança Секция стрелы	③ ④	10,17	1,81	1,67	1230	
		10,17	1,81	1,65	1015	
Elément de flèche / Auslegerelement Jib section / Elemento de flecha Elemento di braccio / Elemento de lança Секция стрелы	② ⑤	5,17	1,81	1,67	650	
		5,17	1,81	1,65	530	
Elément de flèche / Auslegerelement Jib section / Elemento de flecha Elemento di braccio / Elemento de lança Секция стрелы	⑥	11,79	1,83	1,97	1360	
Moufle / Hubflasche Pulley block / Aparejo Bozzello / Cadernal Полиспаст		1,8	0,44	2,67	493	
		0,62	0,18	1,15	407	
Treuil de levage (+ câble) / Hubwerk (+ Seil) Hoisting winch (+ rope) / Mecanismo de elevación (+ cabo) Argano di sollevamento (+ fune) Guincho de elevação (+ cabo) Подъемная лебедка (+ канатом)		75 LVF	2,48	1,62	1,4	3190
		100 LVF	3,09	1,6	1,88	4505
		150 LCC	3,62	1,65	1,89	6315
Treuil de levage (+ câble) / Auslegerverstellwerk (+ Seil) Luffing winch (+ rope) / Mecanismo de izado (+ cabo) Argano di Impennaggio braccio (+ fune) Mecanismo de Inclinação da Lança (+ cabo) лебедка подъема стрелы (+ канатом)		100 VVF	3,16	1,77	1,88	3000

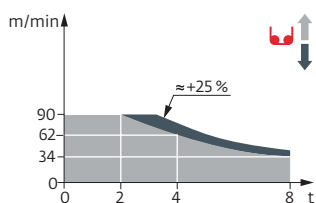
<b>Рyбoнe / Kranturm / Crane tower</b> <b>Mástil / Torre / Torre</b> <b>Башня крана</b>		<b>L (m)</b>	<b>l (m)</b>	<b>h (m)</b>	<b>kg</b> (+/- 5%)	
Cage de télescopage / Teleskopwagen Telescopic cage / Jaula de telescopaje Gabbia di telescopaggio / Gaiola de telescopagem для телескопирования крана		□ 2 m □ 2,45 m	11,5 10,23	4,21 4,62	4,36 5,79	8235 12920
K 639B		□ 2 m	10,23	2,07	2,03	5290
KR 649A K 639A KRMT 849A K 849A		□ 2 m □ 2 m □ 2,45 m □ 2,45 m	5,23 5,23 5,23 5,23	2,1 2,07 2,55 2,53	2,08 2,03 2,53 2,5	3250 2805 4090 3400
K 639C KRMT 849C		□ 2 m □ 2,45 m	3,57 3,57	2,07 2,55	2,03 2,53	1985 3205
K800/KR60 Mât raccord / Verbindungsmast Connecting mast / Tramo unión Elemento raccordo / Tramo raccordo Переходная мачта		□ 2,45/2 m	2,23	3,25	2,48	4220
Pieds de scellement / VerankerungsfüÙe Fixing angles / Pie de empotramiento Montante da annegare / Angulos fixadores анкера		P 62B P 800B	0,65 0,75	0,65 0,75	1,27 1,28	295 465
Mât-châssis / Grundmasteinheit Basic mast unit / Tramo-chasis Elemento base / Tramo-chassis Мачта для крепления к шасси		V 60A Y 800B	5,01 6,03	2,41 2,93	2,41 2,93	4390 8620
Haubans / Mastabstüzungen Struts / Tornapuntas Puntoni / Escoras Растяжка		V 60A Y 800B	4,51 5,51	0,29 0,5	0,29 0,45	420 1110
Sommier / Unterwagenhälfte Half-bearer / Testero Testata / Estrutura base Траверса		V 60A	6,7	0,7	2,31	1600
1/2 Longeron / 1/2 Längsträger 1/2 Side member / 1/2 Larguero 1/2 Longherone / 1/2 Longarina 1/2 боковина		Y 800B	5,68	1,24	0,73	1520
Longeron / Längsträger Side member / Larguero Longherone / Longarina боковина		Y 800B	12	1,24	0,73	3050
Support lest / Ballasträger Ballast support / Soporte de lastre Supporto zavorra / Suporte de lastro Опора балласта		Y 800B	3,75	0,37	0,92	1085
Traverse de châssis / Unterwagentraverse Chassis beam / Traviesa chasis Traversa carro / Travessa chassis балка шасси		Y 800B	8,7	0,83	0,74	2240
Bras de crois / Fundamentkreuzträger Cross girder / Braço en cruz Braccio croce / Braço da cruz Поперечная балка		ZX 6830	9,1	0,76	1,48	5445
Bras de crois / Fundamentkreuzträger Cross girder / Braço en cruz Braccio croce / Braço da cruz Поперечная балка		ZX 6830	9,1	1,12	1,1	5265

Mécanismes / Triebwerke / Mechanisms / Mecanismos / Meccanismi  
 Mecanismos / Механизмы

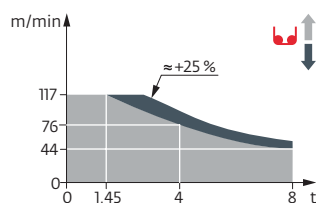
400 V - 50 Hz											ch - PS hp	kW			
	<b>75 LVF 40 Optima</b>	m/min	34	44	62	90	17	22	31	45	75	55	637 m		
		t	8	6	4	2	16	12	8	4					
	<b>100 LVF 40 Optima</b>	m/min	44	56	76	117	22	28	38	58,5				100	75
		t	8	6	4	1,45	16	12	8	2,9					
	<b>150 LCC 40</b>	m/min	70	84	106	140	168	35	42	53	70	84	150	110	1092 m
		t	8	6	4	2	1	16	12	8	4	2			
	<b>100 VVF 40</b>		1 min 40 s									100	75		
	<b>RVF 182 Optima+</b>	tr/min U/min rpm	0 → 0,8									2 x 12	2 x 9		
	<b>V 60A</b> RT 544 A1 - 2V R ≥ 13 m	m/min	13,5 - 27									4 x 7	4 x 5,2		
	<b>Y 800B</b> RT 584 A1 - 2V	m/min	7 - 14									8 x 7	8 x 5,2		
	<b>ZX 6830</b> RT 664 A2B - 2V	m/min	16 - 32									6 x 7	6 x 5,2		

IEC 60204-32	kVA
400 V (+10% -10%) 50 Hz	75 LVF : 154 kVA 100 LVF : 174 kVA 150 LCC : 214 kVA


75 LVF 40 Optima



100 LVF 40 Optima



	FR	DE	EN	ES	IT	PT	RU
	Profil de vent suivant EN 14439 C25-D25	Windbedingungen gemäß EN 14439 C25-D25	Wind conditions according to EN 14439 C25-D25	Conformidad de los condiciones de viento EN 14439 C25-D25	Condizioni del vento secondo EN 14439 C25-D25	Perfil de vento conforme EN 14439 C25-D25	Ветровой режим в соответствии с EN 14439 C25-D25
	Équipements standards	Standardausrüstungen	Standard equipment	Equipamiento de serie	Equipaggiamento standard	Equipamento de série	Стандартное оборудование
	Équipements optionnels	Sonderausrüstungen	Options	Equipamiento opcional	Equipaggiamento in opzione	Equipamento opcional	Дополнительное оборудование (опция)
	Réactions en service	Reaktionskräfte in Betrieb	Reactions in service	Reacciones en servicio	Reazioni in servizio	Reacções em serviço	Реакция при работе
	Réactions hors service	Reaktionskräfte außer Betrieb	Reactions out of service	Reacciones fuera de servicio	Reazioni fuori servizio	Reacções fora de serviço	Реакция в покое
	Poids à vide sans lest avec flèche et hauteur maximum	Gewicht ohne Last, ohne Ballast, mit Ausleger und max. Höhe	Weight without load, without ballast, with jib and max. height	Peso en vacío sin lastre, con flecha y altura máxima	Peso a vuoto, senza zavorra, con braccio e altezza massimi.	Peso em vazio sem lastro com lança e altura máxima.	Вес пустого, без балласта, со стрелой, максимальной высоты.
	Poids de flèche	Auslegergewicht	Jib weight	Peso de flecha	Peso del braccio	Peso da lança	вес стрелы
	Poids total du lest	Ballast-Gesamtgewicht	Total ballast weight	Peso total del lastre	Peso totale della zavorra	Peso total do lastro	Общий вес балласта
	Axe articulation flèche	Auslegergelenk-achse	Jib articulation axis	Eje de articulación de la flecha	Perno di articolazione del braccio	Eixo de articulação da lança	Ось шарнира стрелы
	Position girouette	Windfreistellung	Weather vane position	Posición veleta	Libera rotazione	Posição em cata-vento	Флюгер
	Camion 13,4 m	Lkw 13,4 m	Lorry 13,4 m	Camión 13,4 m	Camion 13,4 m	Camião 13,4 m	Рзрузовой автомобиль 13,4 м
	Conteneur High Cube 40', et/ou Flat Rack 20'	Container High Cube 40', und/oder Flat Rack 20'	Container High Cube 40', and/or Flat Rack 20'	Contenedor High Cube 40', y/o Flat Rack 20'	Container High Cube 40', e/o Flat Rack 20'	Contentor High Cube 40', e/ou Flat Rack 20'	40-футовый контейнер повышенной вместимости High Cube, и/или 20-футовая открытая платформа Flat Rack
	Cadre d'ancrage serré	Fester Verankerungsrahmen	Tightened anchorage frame	Marco de anclaje de apriete	Quadro di ancoraggio stretto	Quadro de amarração apertado	Прикрепленная анкерная рама
	Cadre d'ancrage desserré	Loser Verankerungsrahmen	Loosened anchorage frame	Marco de anclaje de desapriete	Quadro di ancoraggio allentato	Quadro de amarração solto	Отсоединенная анкерная рама
	Levage	Heben	Hoisting	Elevación	Sollevamento	Elevação	Подъем
	Relevage	AL-Verstellen	Luffing	Izado	Brandeggio	Levantamento	Маховый подъем
	Orientation	Schwenken	Slewing	Orientación	Rotazione	Rotação	Поворот
	Translation	Kranfahren	Travelling	Traslación	Traslazione	Translação	Перемещение крана
	Puissance requise	Erforderliche Leistung	Required power	Potencia Necesaria	Potenza richiesta	Potência Necessária	Потребляемая мощность
	Nous consulter	Auf Anfrage	Consult us	Consultarnos	Consultateci	Consultar-nos	Проконсультируйтесь у нас
	Document commercial non contractuel. Pour toute information technique se référer à la notice correspondante.	Unverbindliches Vertriebsdokument. Für technische Informationen, siehe die entsprechenden Anweisungen.	This commercial document is not legally binding. For any technical information, please refer to the corresponding instructions.	Documento comercial no contractual. Para cualquier información técnica, ver la noticia correspondiente.	Documento commerciale non vincolante, per tutte le informazioni tecniche fare riferimento al catalogo istruzioni.	Documento comercial não contratual. Para qualquer informação técnica complementar consultar as respectivas instruções.	Этот коммерческий документ не является юридически обязательным. Для получения технической информации, см. соответствующие инструкции.



[www.manitowoc.com](http://www.manitowoc.com)

**Americas**  
**Manitowoc, Wisconsin, USA**  
 Tel: +1 920 684 6621  
 Fax: +1 920 683 6277

**Shady Grove, Pennsylvania, USA**  
 Tel: +1 717 597 8121  
 Fax: +1 717 597 4062

**Europe, Middle East, Africa**  
**Dardilly, France**  
 Tel: +33 (0)4 72 18 20 20  
 Fax: +33 (0)4 72 18 20 00

**China**  
**Shanghai, China**  
 Tel: +86 21 6457 0066  
 Fax: +86 21 6457 4955

**Greater Asia-Pacific**  
**Singapore**  
 Tel: +65 6264 1188  
 Fax: +65 6862 4040